



LES ANNEAUX DE CLÉS

Sont destinés à l'ornementation des clés, toutes les serrures étant livrées avec anneaux ordinaires, ce n'est donc que sur demande que nous livrons des clés avec anneaux bronze.

LES BÉQUILLES

S'emploient généralement pour actionner les serrures verticales (mortaisées ou à coffre).

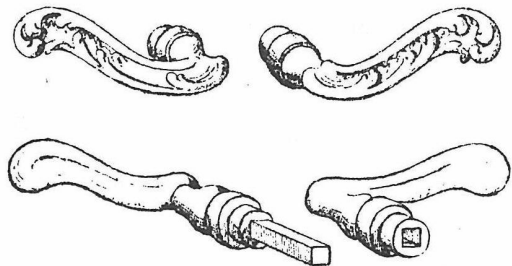
Il est nécessaire à la demande, de nous indiquer à quel genre de serrures elles sont destinées.

Dans le cas de serrures à coffre, nous indiquer la main de la serrure, nous dire combien de ces béquilles seront à tige, combien sans tige (la béquille sans tige est placée côté serrure, et n'a pas de portée, celle à tige à l'opposé possède une portée).

Il est indispensable de nous donner la grosseur de la tige correspondant à la dimension du fouillot de la serrure.

Les serrures à mortaiser étant généralement à fouillot de 7^{mm}, nous livrons toujours les béquilles avec tiges de 7^{mm}, à moins d'avis contraire.

Si le modèle de béquille a un sens, nous indiquer si la béquille doit être à droite ou à gauche (voir figure 1).

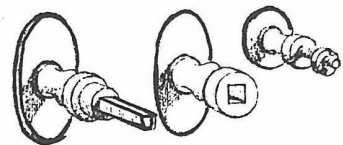


LES BOUTONS

Sont destinés à actionner les serrures à coffre]

A la commande nous indiquer la quantité de boutons à tige et sans tige, les boutons sans tige vont côté serrure, ceux à tige à l'opposé (figure 2).

Tous nos boutons à moins d'avis contraire, sont toujours livrés avec tige de 6 millimètres.



BOUTONS pour FENÊTRE

Tous nos boutons peuvent être montés;

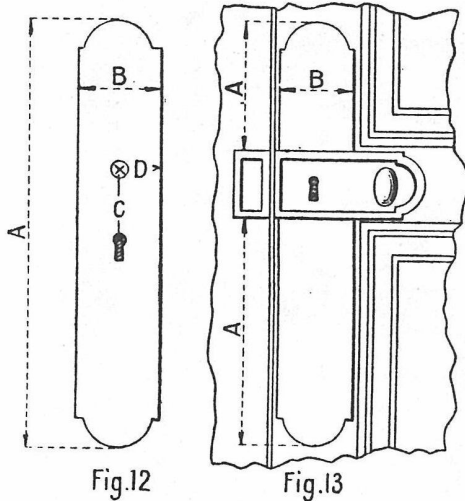
-en bouton de crémone pour boîtiers classiques; fournir un modèle par fenêtre (ou éventuellement le boîtier) pour l'ajustage,

-en bouton "à l'anglaise" pour crémone à larder, sur platine perlée ou unie. (suivant le bouton choisi); fourni monté avec tige carrée 7^{mm}.

TARIF: B09

LES PLAQUES DE PROPRETÉ

Les plaques de propreté sont destinées à protéger les peintures des portes, et en même temps elles contribuent à la décoration de l'appartement.



Pour l'exécution d'une commande de plaques, il est indispensable de nous donner un croquis coté (voir figure 12).

C. Distance entre la rosette et l'entrée, mesure prise d'axe en axe des trous.

On peut joindre à la commande un gabarit de l'entrée de clé.

Des gabarits en papier, découpés avec soin, peuvent très bien remplacer les croquis.

Dans le cas d'une serrure apparente, la plaque est remplacée par deux demi-plaques placées au-dessus et au-dessous de la serrure (voir figure 13).

LES BOUTONS FIXES OU DE TIRAGE


Ces boutons sont employés pour tirer les portes d'entrées ou portes palières.

Ils sont généralement fixes, mais peuvent être utilisés pour ouvrir ces mêmes portes en actionnant une chaînette. Il est donc important à la commande, de nous fixer sur l'emploi de ces boutons (fixe ou à tige pour chaînettes).

LES VERROUS

Les verrous se posent sur le vantail fixe d'une porte à deux vantaux pour le maintenir fermé.

A la commande, nous indiquer la longueur des verrous



Quelques dénominations de Serrurerie utiles à connaître

On appelle :

Serrure horizontale, une serrure qui doit être posée sur la traverse d'une porte ; c'est la plus communément employée (ce genre de serrure a été aussi appelé « en long » mais cette dénomination prêtait à confusion).

Serrure verticale, une serrure qui doit être posée sur le montant d'une porte, soit que la porte soit vitrée jusqu'en bas, ou que la traverse soit trop basse pour être utilisée.

(Ce genre de serrure a été aussi appelé « en large » mais cette dénomination prêtait à confusion).


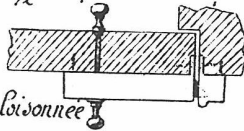


Serrure enclouonnée, une serrure dont le coffre fait saillie sur la porte.

Serrure entaillée, une serrure entaillée dans le bois de la porte.

Serrure à mortaiser (dite aussi à larder) une serrure entièrement noyée dans le bois de la porte.

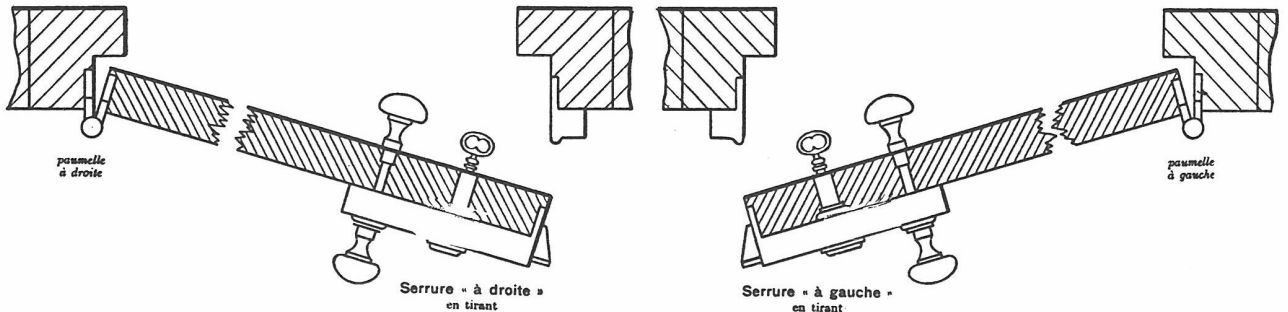
Serrure à répétition, une serrure ayant une gâche aussi grande que la serrure et lui faisant pendant ; ce genre de serrure ne peut être employé que pour une porte à 2 vantaux.

Serrure à petite gâche, une serrure ayant une gâche beaucoup plus petite que la serrure.




MAIN D'UNE SERRURE


SERRURES EN TIRANT (Serrures les plus courantes)



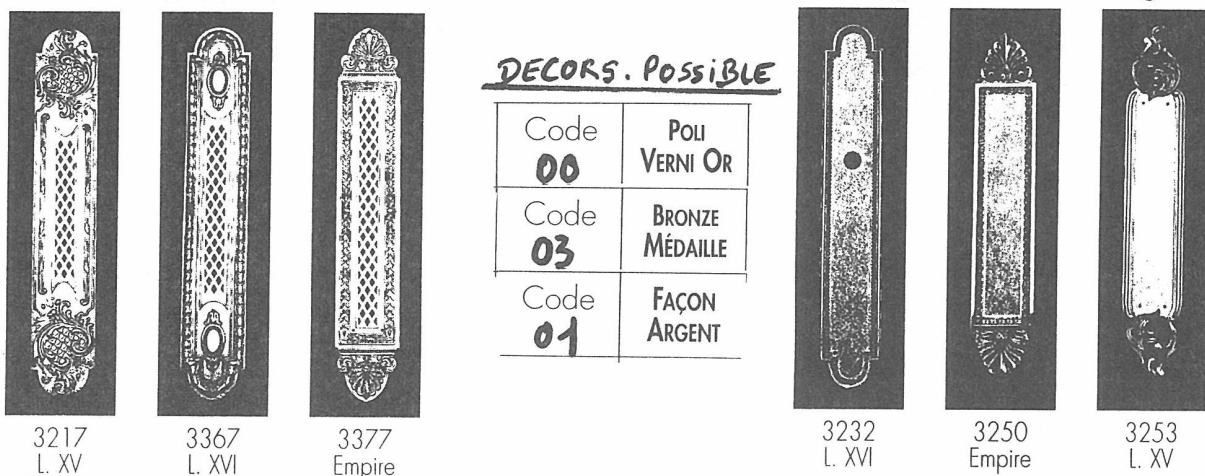
SERRURES EN POUSSANT



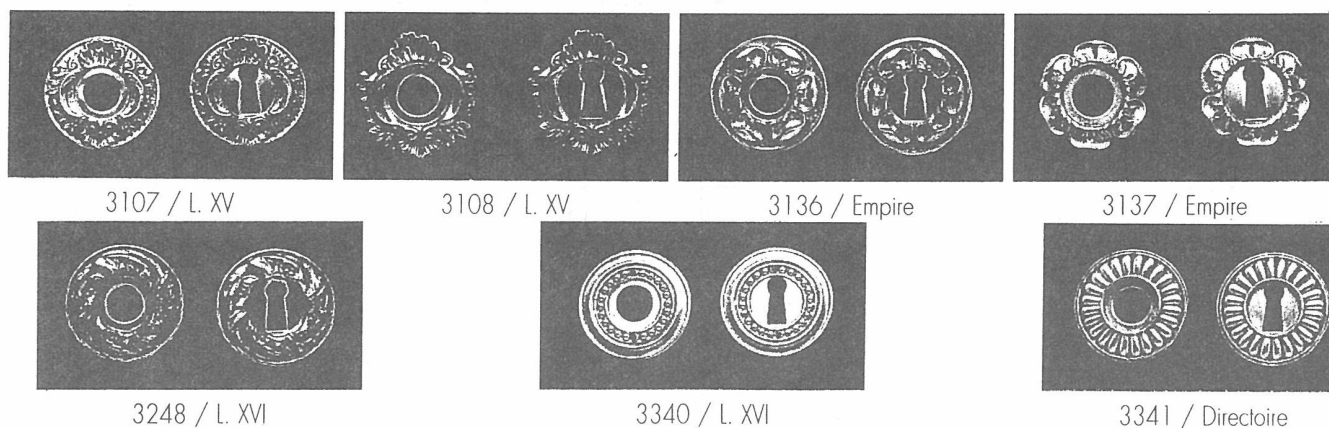
PLAQUE A LARDER, laiton estampé, longueur 300 mm, largeur 50 mm
 LAQUE 35 A LARDER, laiton estampé, longueur 320 mm, largeur 55 mm




VOUREE, laiton estampé, longueur 300 mm, largeur 50 mm laiton fondu, longueur 300 mm, largeur 50 mm



ROSACE, laiton estampé, diamètre 45 mm




ROSACE DE TIRAGE, laiton estampé, diamètre 60 mm




BEQUILLE

laiton estampé, longueur 100 mm, saillie 48 mm


B1



1133 / L. XVI



1134 / L. XVI



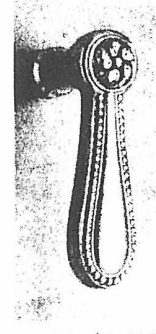
1135 / Direc.



1136 / Rég.




1137 / Emp.




1131 / L. XVI

BEQUILLE


laiton estampé, longueur 120 mm, saillie 48 mm




1230 / L. XVI




1231 / L. XVI



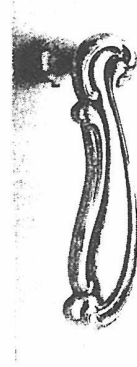
1234 / L. XVI



1235 / Renais



1236 / L. XV



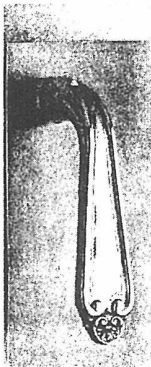
1238 / L. XV

BEQUILLE

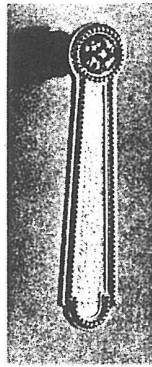
laiton matricé, longueur 115 mm, saillie 42 mm




1414 / L. XV



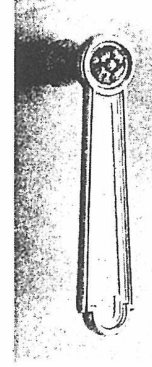
1467/Rég.




1432 / L. XVI



1437 / Emp.



1438 / L. XVI



1439

Désignation
BEQUILLE 7 MM
BEQUILLE DOUBLE 7 MM
BEQUILLE 6 MM PORTÉE
BEQUILLE 6 SANS PORTÉE
BEQUILLE DOUBLE 6 MM
BEQUILLE 8 MM
BEQUILLE DOUBLE 8 MM


DECORS

Code 10	POI VERNI OR
Code 13	BRONZE MÉDAILLE
Code 11	FAÇON ARGENT


BOUTON

laiton estampé, hauteur 70 mm, saillie 60 mm


B2




2133 / L. XVI




2134 / L. XVI



2135 / Directoire



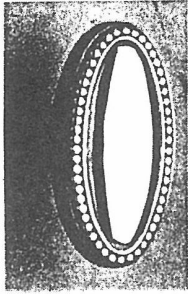
2136 / Régence




2137 / Empire.

BOUTON


laiton estampé, hauteur 70 mm, saillie 50 mm




2230 / L. XVI



2231 / L. XVI




2234 / L. XVI



2235 / Renaiss.



2236 / L. XV

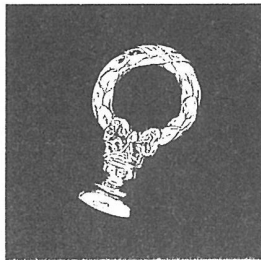


2238 / L. XV

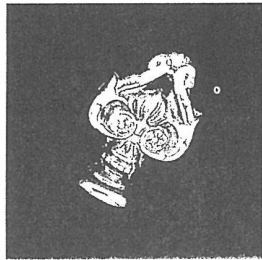
ANNEAUX DE CONDAMNATION & TETES DE CLE



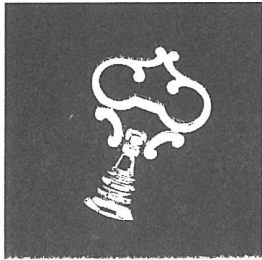
4115 / L. XV



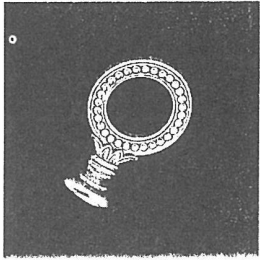
4116 / L. XVI




4117 / Empire




4119 / Directoire



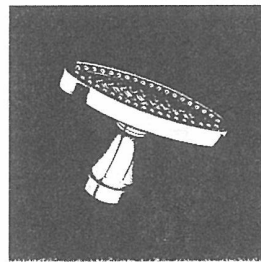
4122 / L. XVI




4140



4160




4170 / L. XVI



4180

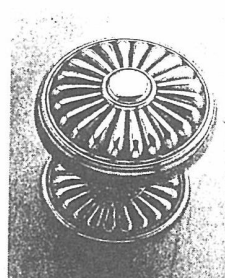
BOUTON DE TIRAGE, laiton estampé, diamètre 70 mm, saillie 80 mm



2332 / L. XVI




2334 / L. XVI



2335 / Directoire




2336 / L. XV




2337 / Empire

DEMI-PLAQUE laiton estampé, longueur 220 mm, largeur 60 mm


B2




3112 / LXVI



3114 / LXV



3105




3115 / Renais




3116 / LXVI




3118 / Emp.




3119 / Direct.




3120 / LXVI




3121 / LXVI




3122 / LXVI



3125 / Rég.



3126 / LXVI



3128 / LXVI


AJOUREE, laiton estampé, longueur 220 mm, largeur 60 mm




3127 / LXVI



3147 / LXV




3157 / Renais




3187 / Emp.

PLAQUE 52 cm AJOUREE


ou FOND PLEIN
longueur 520 mm, largeur 60 mm



3617
L. XV



3667
L. XVI




3687
Empire

INTERPLAQUE AJOUREE, laiton estampé,



3727 / L. XVI




3747 / L. XV



3787 / Empire

INTERPLAQUE laiton estampé, longueur 80 mm, largeur 60 mm


FOND PLEIN




3714 / L. XV




3718 / Empire



3720 / L. XVI



3722 / L. XVI




3728 / L. XVI

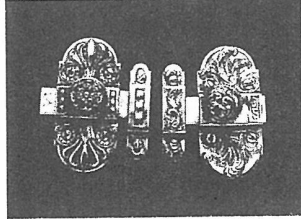
TARGETTES, laiton estampé

TAILLE 1 LARGEUR 33 MM


TAILLE 2 LARGEUR 43 MM




4332 / 4347
L. XVI / Régence



4337 / 4355
Empire / L. XV

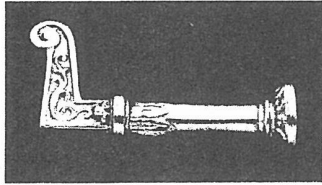


4348 / 4335

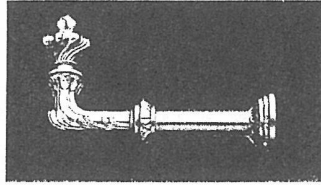


4351 / L. XVI

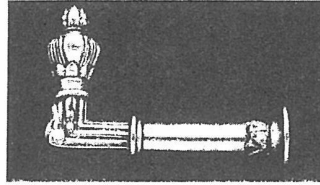
GONDS D'EMBRASSE laiton fondu




8224 / Empire




8227 / L. XV




8228 / L. XVI




8229 / L. XVI



8230 / L. XVI



8231 / Régence



8232 / L. XVI

Désignation

TAILLE 0	LONG. 50 MM
TAILLE 1	LONG. 70 MM
TAILLE 2	LONG. 90 MM

CACHE-GONDS



105

Taille 1 / 25 mm
Taille 2 / 35 mm
Taille 3 / 40 mm
Taille 4 / 55 mm



48

Taille 1 / 25 mm
Taille 2 / 35 mm
Taille 3 / 40 mm
Taille 4 / 50 mm




37

Taille 1 / 27 mm
Taille 2 / 35 mm
Taille 3 / 40 mm
Taille 4 / 50 mm



42

Taille 1 / 20×25
Taille 2 / 30×36
Taille 3 / 35×42
Taille 4 / 42×50



N° 36


Taille 1 / 25 mm
Taille 2 / 35 mm
Taille 3 / 40 mm
Taille 4 / 50 mm



62

T. 2 / 32×36
T. 3 / 38×47
T. 4 / 54×63

ATTACHE - ASSIETTE à griffes décoratives laiton verni, lamelles laiton



7580



7586



7585



7581




7582



7584


Désignation

TAILLE 0	(15 à 20 CM)
TAILLE 1	(20 à 26 CM)
TAILLE 2	(26 à 35 CM)
TAILLE 3	(35 à 45 CM)




3534

1/2 PLAQUE
EMPIRE




3560

1/2 PLAQUE
L. XV



3521

1/2 PLAQUE
L. XVI




3522

BOUTON
L. XVI

BOUTON
L. XV




3536



3524

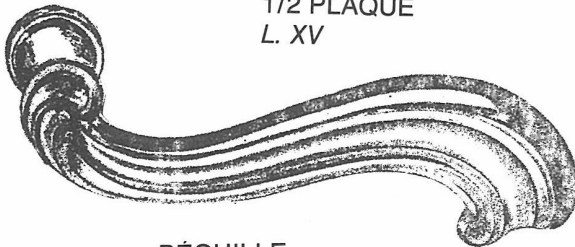
BOUTON
EMPIRE



3516

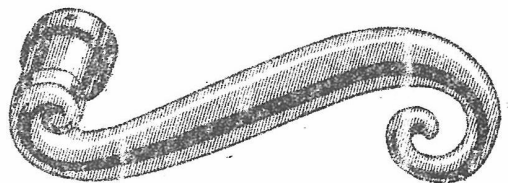
BÉQUILLE
L. XVI

3535



BÉQUILLE
L. XV

3501




BÉQUILLE RUSTIQUE

3528




BÉQUILLE EMPIRE

EMPIRE




3608

LOUIS XV




3537

LOUIS XVI




3520

ANGLAISE




3531

RUSTIQUE




3513


DISPONIBLE TROU BÉQUILLE. TROU DE CLÉ AXE-A 70
A LA DEMANDE. TROU CONDAMNATION. TROU CYLINDRE



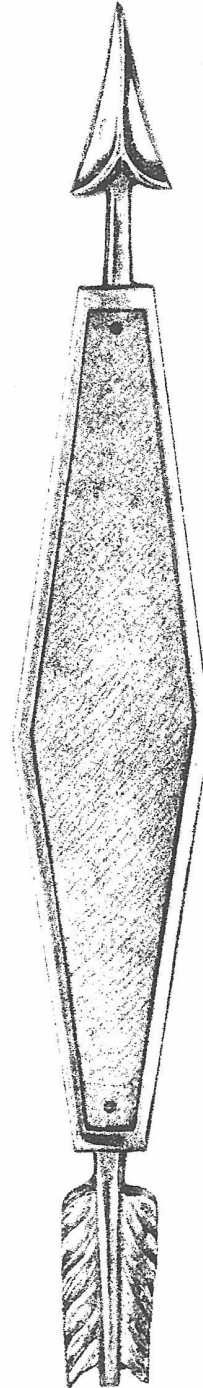
3525
29 x 5




3532
29 x 5




3654
30 x 4,5



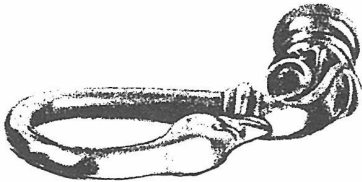
3666
30 x 4



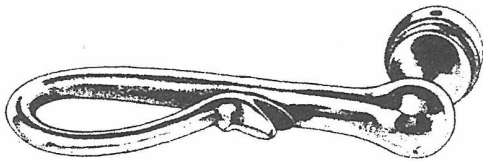
3567
30 x 5



3703



3618



3578




3582




3523

3574



3540




3547



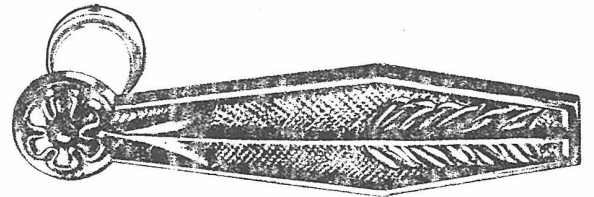
3503



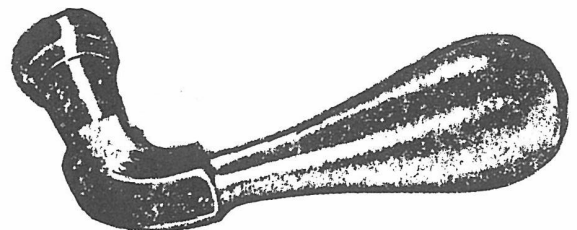

3506



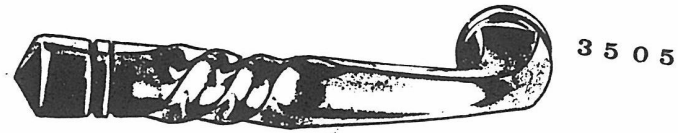
3598




3719



POIRE




3508



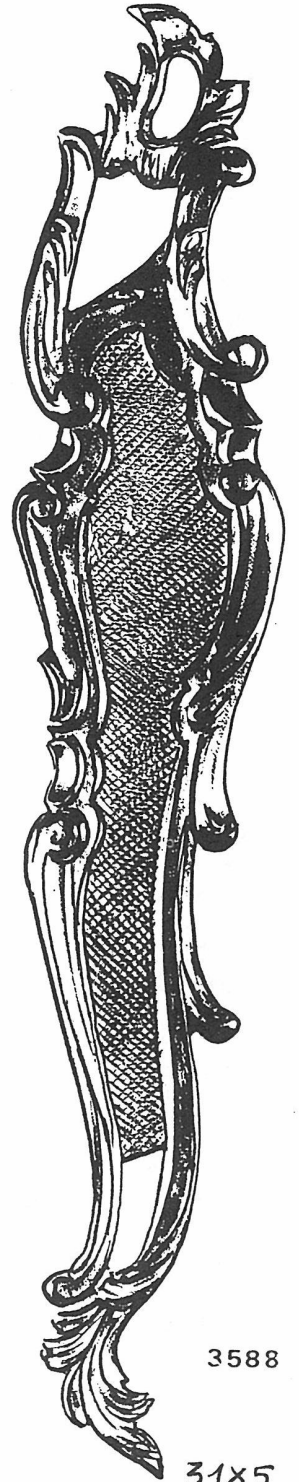
3514

29x5



3572

20x5


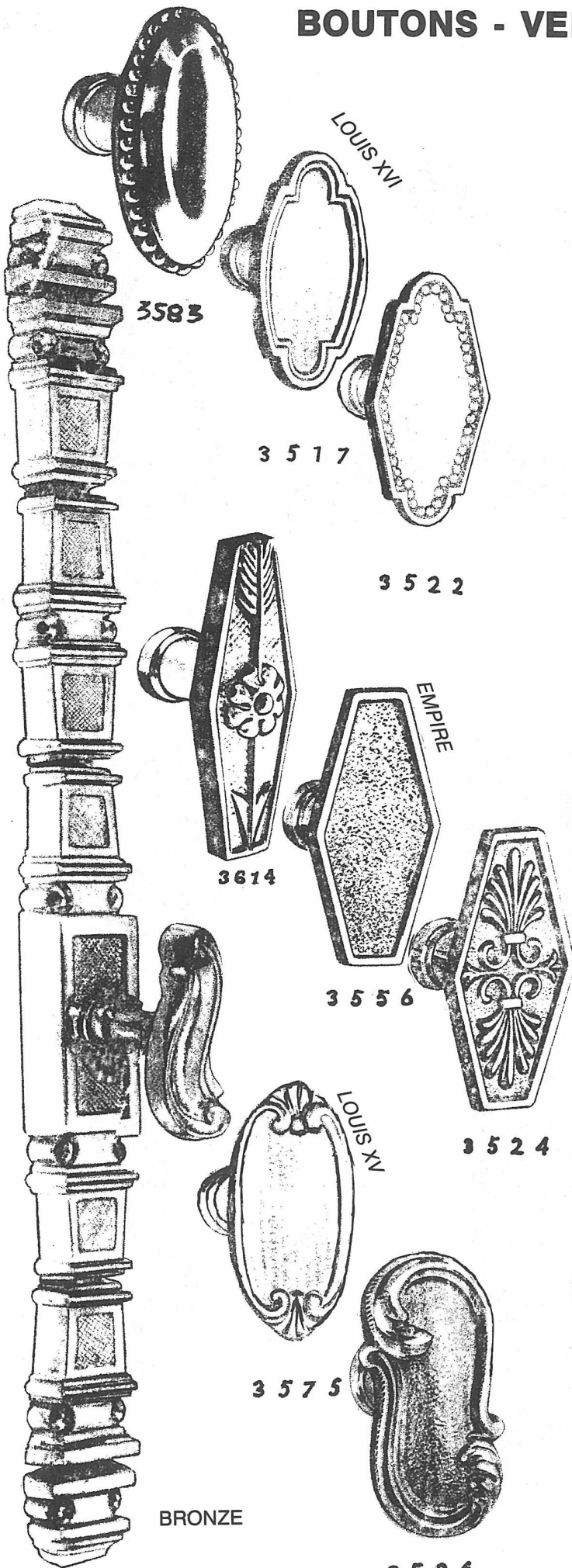


3588

31x5

BOUTONS - VERROU - CRÉMONE


PLAQUES



Plaque 298 N
Béquille 228


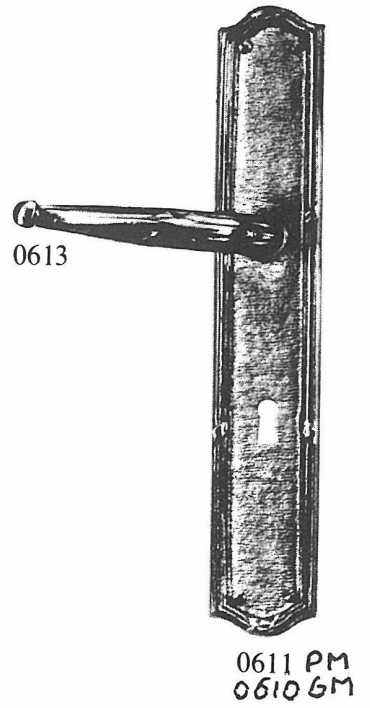
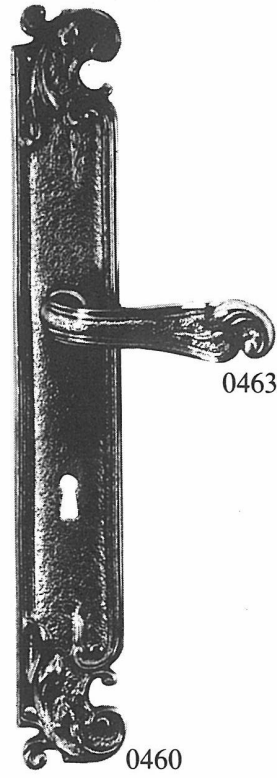
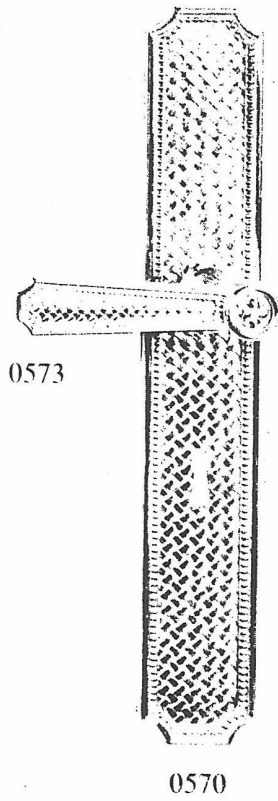
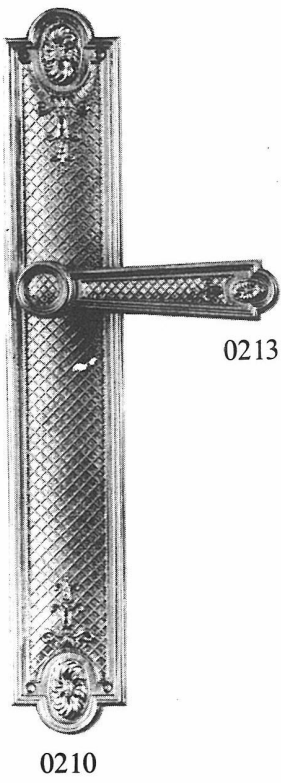


3715


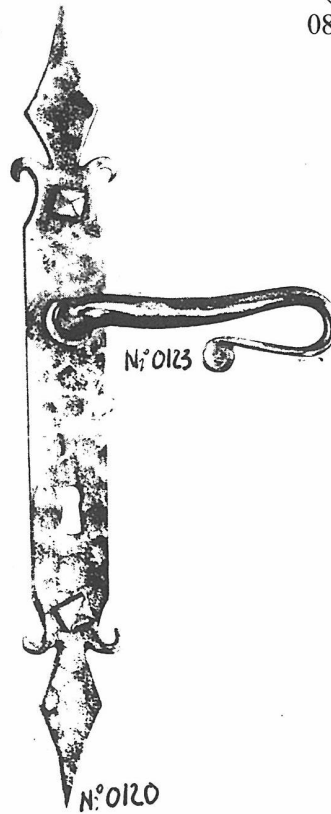
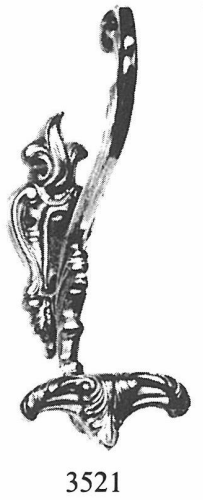




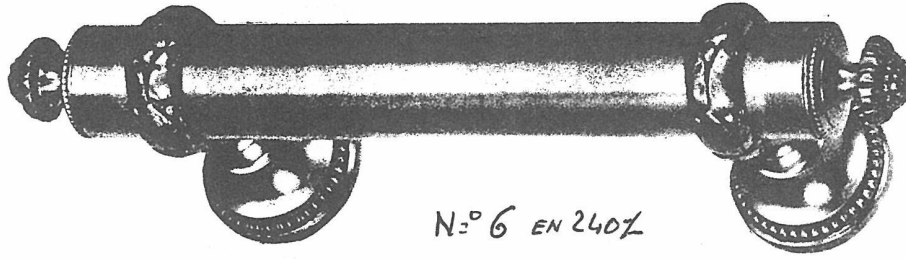
VERROU STYLE
en 200 cm
en 300 cm
en 400 cm

LE MONTAGE EST POSSIBLE SUR CHAQUE BOUTON

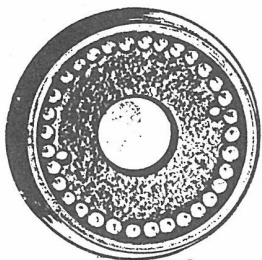


BOUTONS A L'ANGLAISE
POUR CREMONE A LARDEA

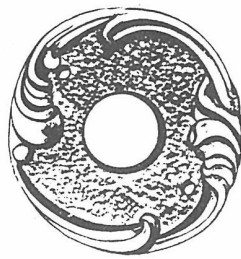




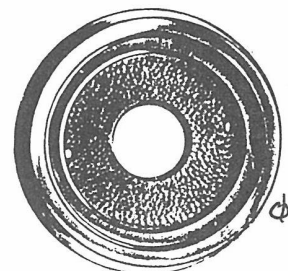
N° 6 EN 240Z



N° 3577 B

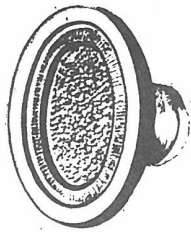


N° 3549 B

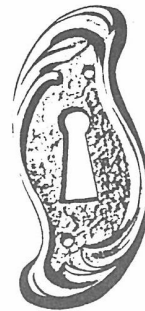


N° 3602 B


φ45



N° 3709

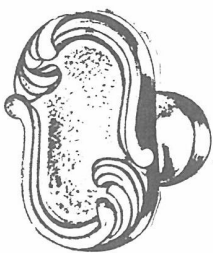


N° 3566 CL



N° 3603 CL

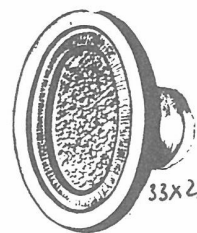
BOUTONS CONdamnATION OU Tiroir



N° 3569

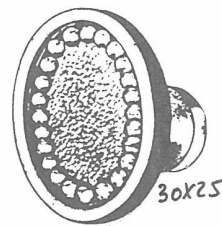


N° 3708



N° 3587

33x25



N° 3570

30x25

CREMONES, TAINGLE LAITON, VERROUS:

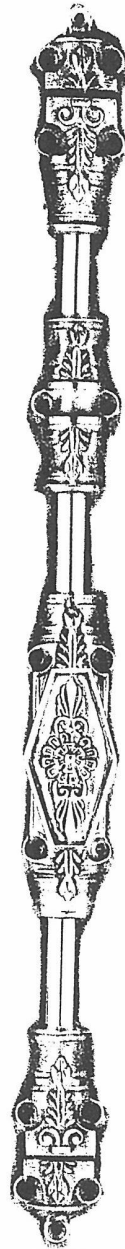
BM



N° 15120



N° 16120



N° 18120



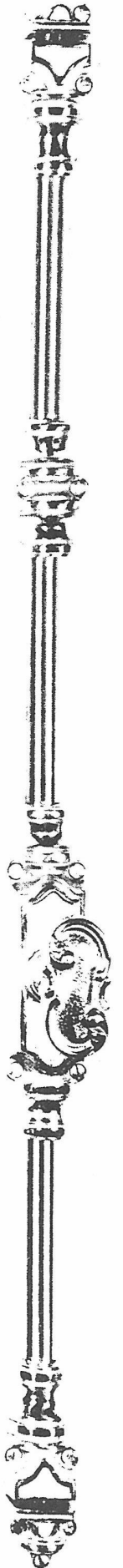
N° 15130



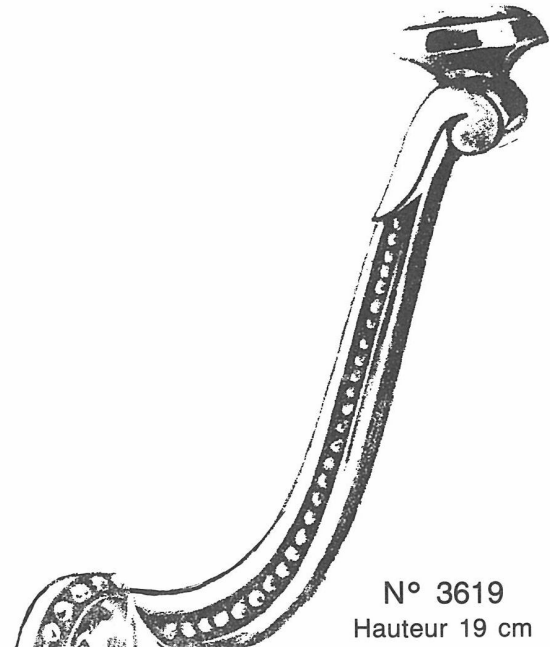
N° 16130



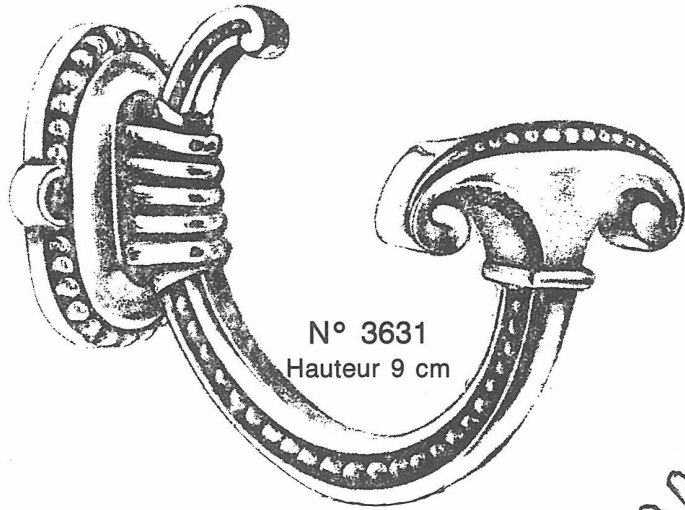
N° 18130
EN 250
.. L. 00




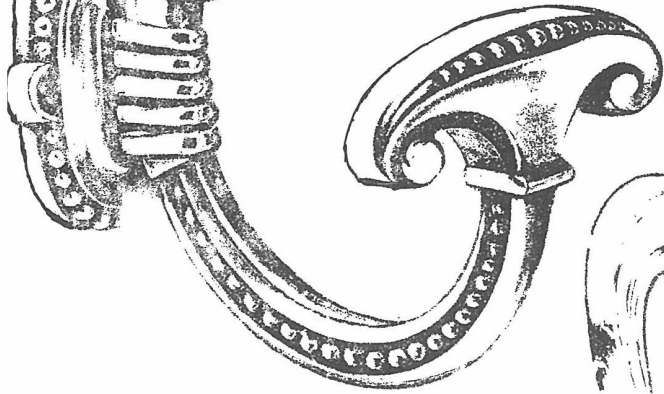
N° 0424/300




N° 3619
Hauteur 19 cm



N° 3631
Hauteur 9 cm



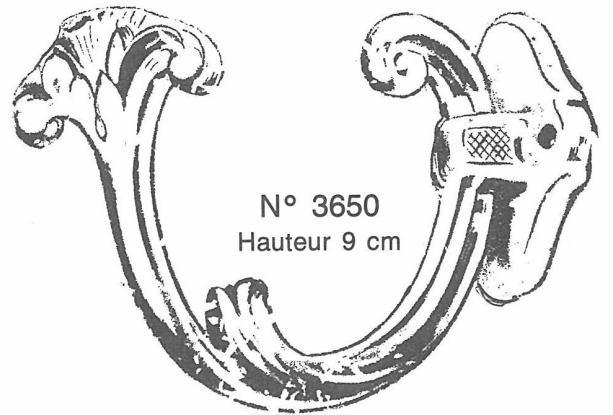
N° 3704
Hauteur 14 cm




N° 3640
Hauteur 14,5 cm



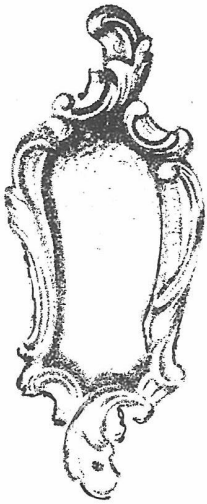
N° 3649
Hauteur 20 cm



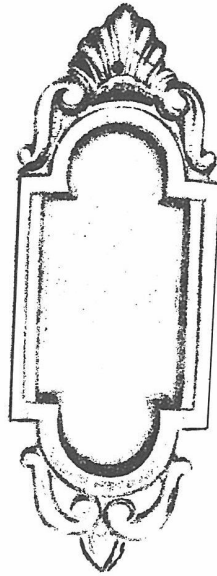
N° 3650
Hauteur 9 cm




N° 3718
Hauteur 15 cm



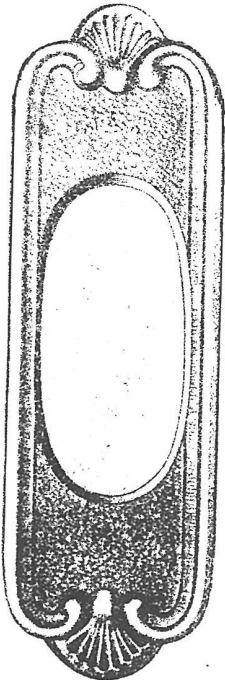
3646
10 X 4




3645
11 X 4



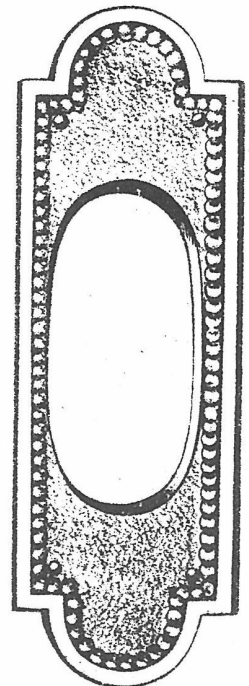
3644
85 X 4



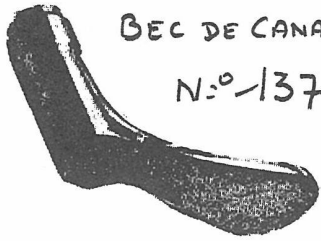
3600
14 X 4



3615
14 X 4



3605
14 X 4



BEC DE CANARD
N:° 137

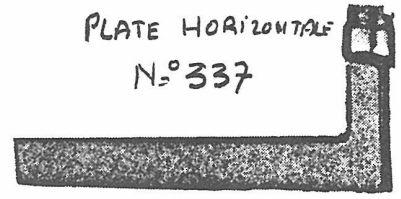
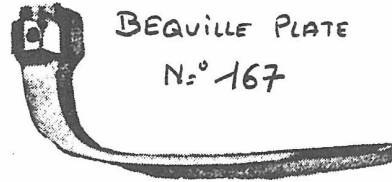


PLATE HORIZONTALE
N:° 337



BEQUILLE PLATE
N:° 167

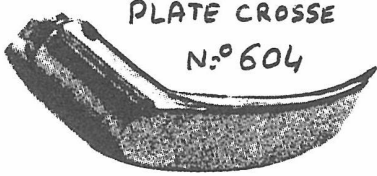



PLATE CROSSE
N:° 604




TYPE MARINE
N:° 139


GRILLAGEES



32 cm x 5 cm

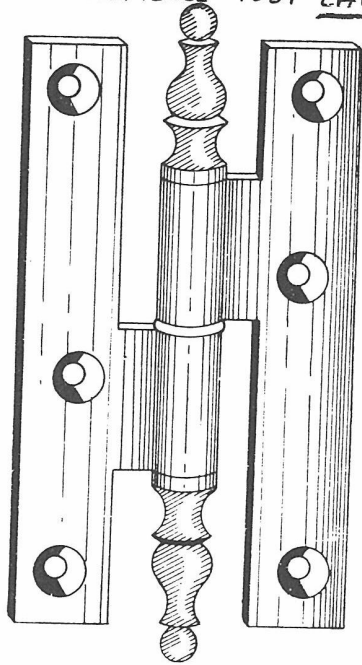


22 cm x 6 cm



PLAQUE A CHAPEAU
240 x 40 x 1

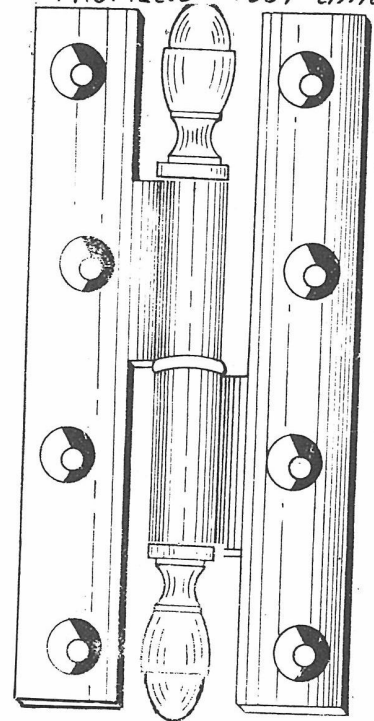
PAUMELLE TOUT LAITON - ET FER POLI



VASE N°1

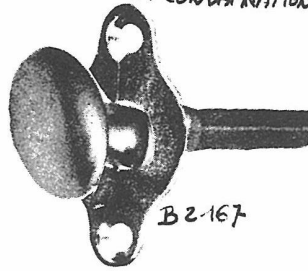
- 80x45
- 110x55
- 110x60
- 140x60
- 140x70
- 160x60
- 190x80

PAUMELLE TOUT LAITON




VASE N°2

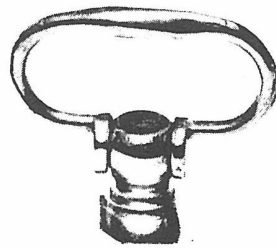
BOUTON CONDAMNATION



B2167



B11 H55 P01
H65 GM




B16



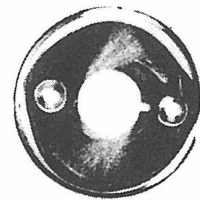
B9 Ø50



402 TB
404 clef




R4 TB
R4 T.clef




E14 TB
E14 clef L
E16 " cylindric

BOUTONS A L'ANGLAISE

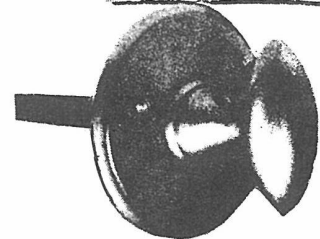


B101



B109


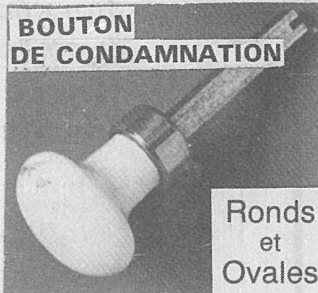
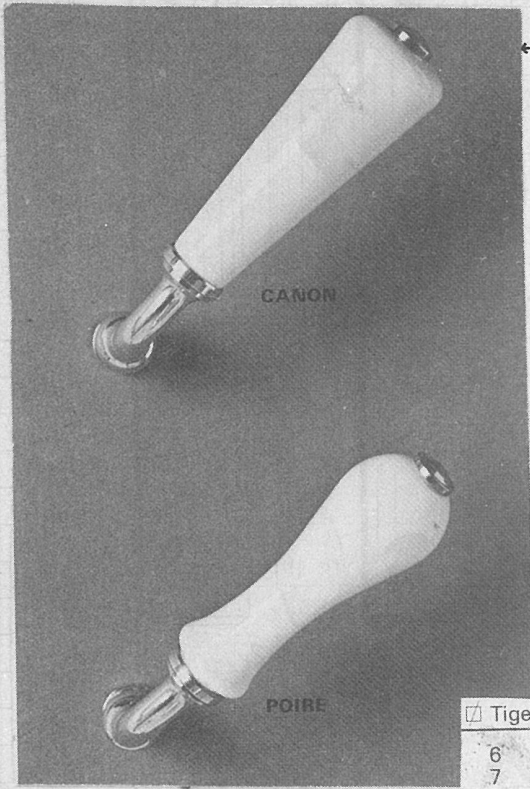
BOUTON CONDAMNATION



E26

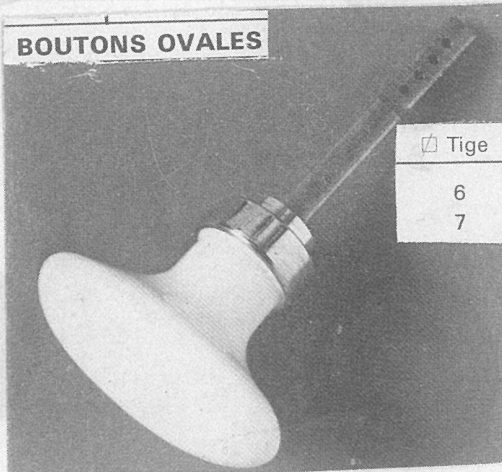
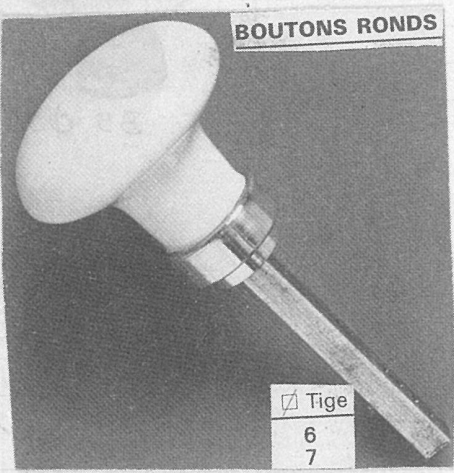
BÉQUILLES - BOUTONS - PLAQUES EN PORCELAINE BLANCHE ET EN BOIS

B15

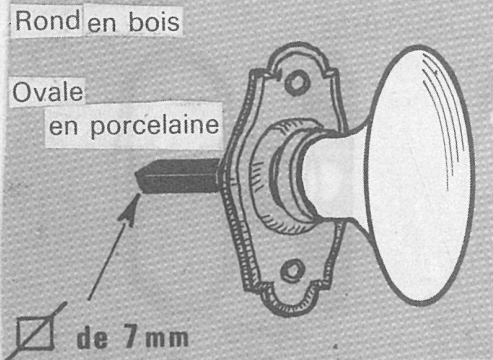


PLAQUES DE 250 x 50 mm

- Plaque pleine
- Plaque avec trou de béquille
- Plaque avec trou de béquille et passage de clé entraxe 70.
- Plaque avec trou de béquille et trou de décondamnation ϕ 10
- Plaque avec trou de béquille et bouton de condamnation monté.



Bouton à l'anglaise de crémons





N° 8



N° 11



N° 12



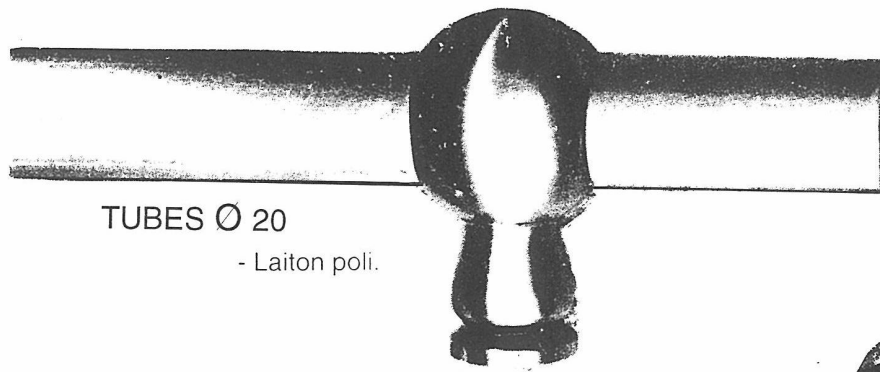
N° 13



N° 3

Type	Diamètre intérieur
80	11,2
110	12,2
140	13,2
160	14,2

Acier poli
Laiton poli




TUBES Ø 20

- Laiton poli.


N° 251 - SUPPORT TRAVERSANT

- LAITON
- Modèle déposé
- Fixation par vis intérieure
- Tube maintenu par 2 vis.



N° 252 - SUPPORT BORGNE

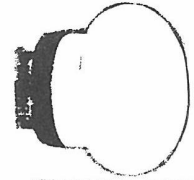
- LAITON
- Modèle déposé
- Fixation par vis intérieure.



N° 257 - RACCORD A 90°

- LAITON
- Modèle déposé
- Emboîtement direct sur les deux tubes à raccorder.

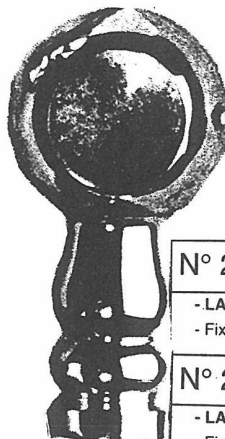
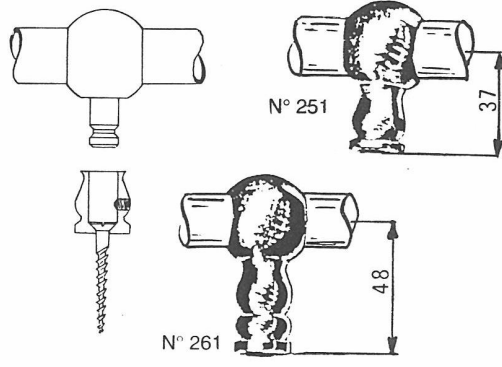
N° 258 - RACCORD A 135°



N° 255 - BOUCHON

- LAITON

Fixation par écrasement d'un joint caoutchouc



N° 261 - SUPPORT TRAVERSANT


- LAITON
- Tube maintenu par 2 vis.
- Fixation par vis intérieure.

N° 262 - SUPPORT BORGNE


- LAITON
- Fixation par vis intérieure.

Type	Diamètre intérieur
110	12,2
140	13,2
160	14,2

Laiton poli




N° 6000 LP ϕ 95



N° 6200 LP ϕ 90



N° 470



N° 198 ϕ 70
LP ϕ 80




N° 405 ϕ 70
LP ϕ 80

CRISTAL



N° 4485 ϕ 70

CRISTAL



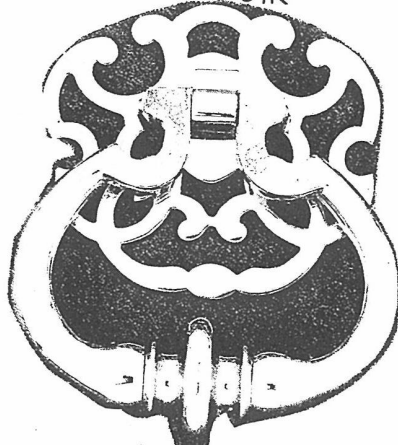
N° 4818 ϕ 70

CRISTAL



N° 4817 ϕ 70


HEURTOIR



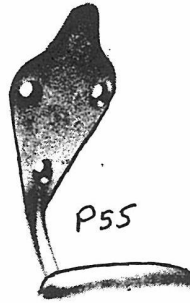
N° 5700 LAITON POLI




1546



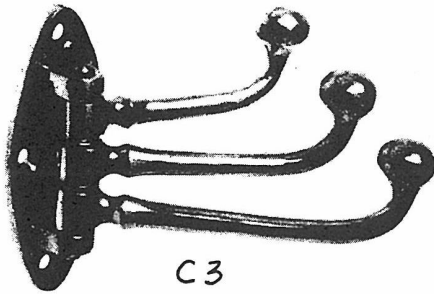
1546 bis



P55



P56



C3

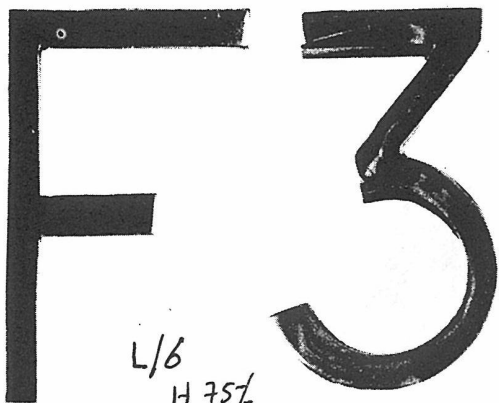


C12



C11

P60



L/6
H 75%




G14250
P14322




58x45



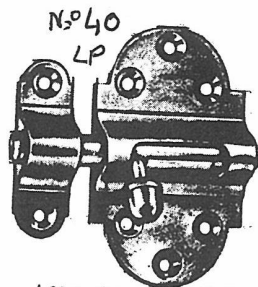
13010



C 1545



1/5 H: 40.50. Ro.



N°40
LP

1000. 70 70 25 100




DA 88



DA 346C




2540

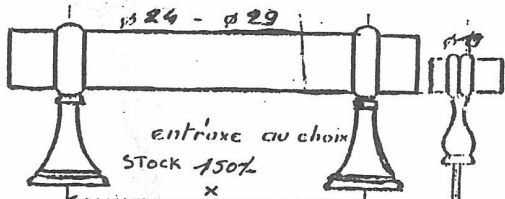


DA 345

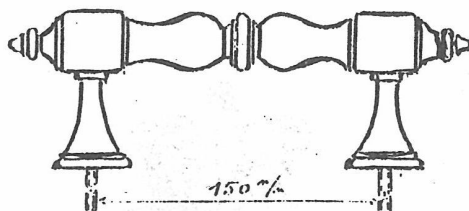
BUTTOIRS



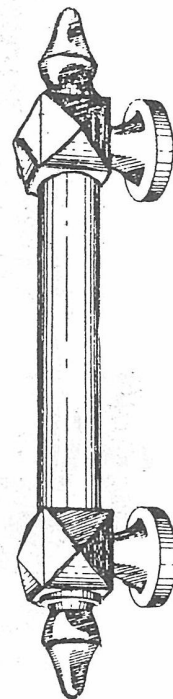
P48
φ25
φ30



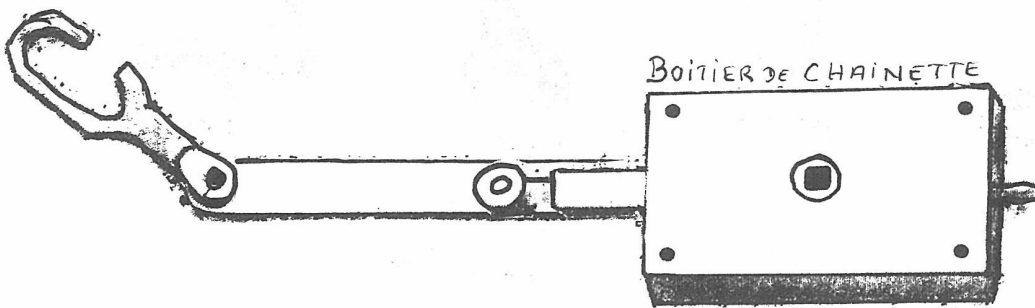
Designation	Poignée Baton		
Dimensions	φ 19	φ 24	φ 29
Décor	Poli		
Matériau	φ29 BATON PLEXI TRANSPARENT ENTRAXE 280mm		




Designation	Poignée Marchale
Dimensions	φ 30 x 225 - entreaxe 150%
Décor	Poli
Matériau	Laiton



P651 Laiton Poli
PM ENTRAXE 180%
GM " 300%




N° 511 L.P



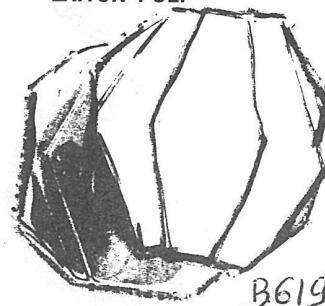
POIGNEE N° 112
EN 200% DROITE
OU RENVUÉE

ENTRÉES DE BOITE AUX LETTES




N° 140 à moulure
Long. 190-220-250-300-350
LAITON POLI

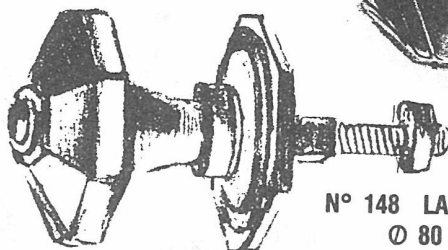
BOUTON DE PORTAIL A CHAINETTE
LAITON POLI



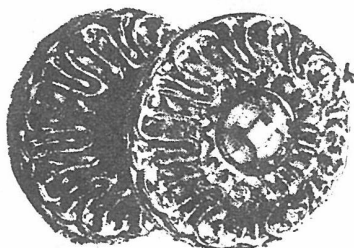
B619




B/17
BOUTON MOULURÉ
Ø 70 - 90 - 120 mm




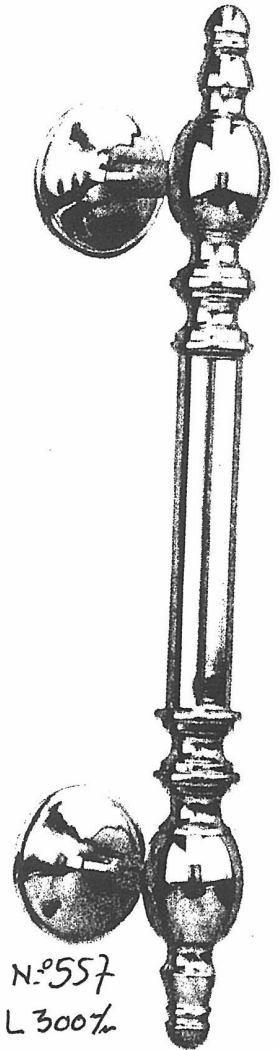

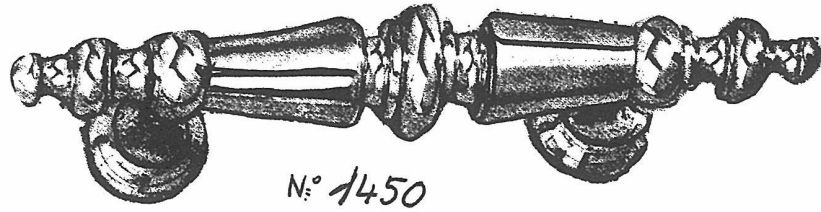

N° 148 LAITON POLI
Ø 80 mm



N° 523
φ 65%
ROSACE φ 72mm



N° 146 LAITON POLI
Ø 60 - 70 - 80 mm



HEURTOIRS



LARG: 125%
HAUT: 220%

LAITON-POLI

N° 520



MAINS

LAITON FONDU POLI

PM HAUT: 100%

MM " 130%


GM " 138%



* B20

LAITON-POLI

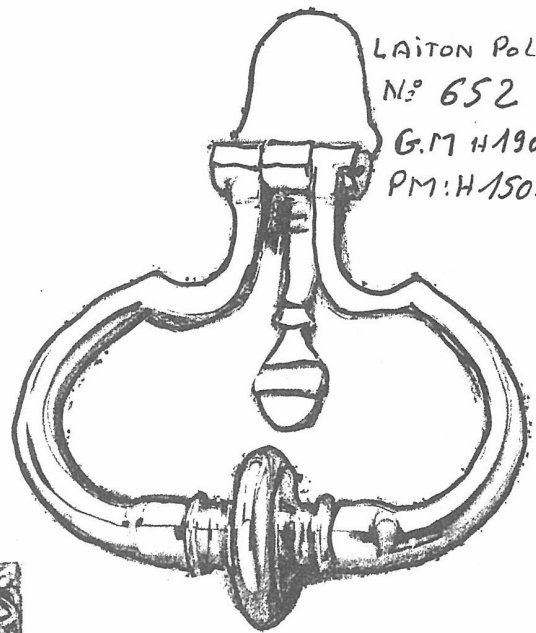
N° 520 BIS H 220 X 140



R 621
Φ 160%

LAITON POLI

N° 619 L 160%



LAITON POLI

N° 652

GM H 190 X 140%

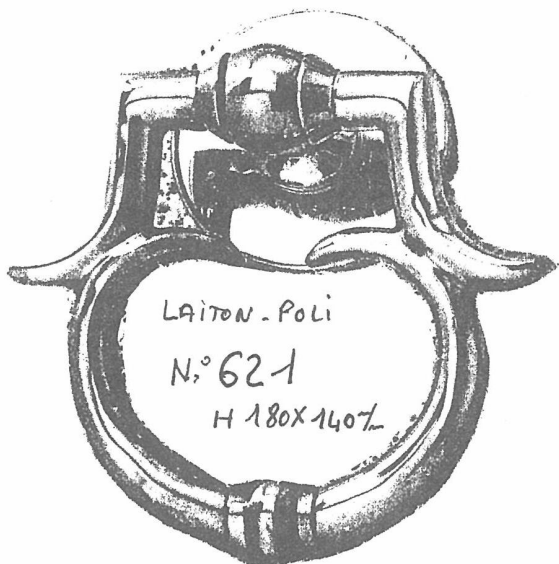
PM: H 150 X 100



LAITON-POLI

N° 1608



H. 170%




LAITON-POLI

N° 621

H 180 X 140%

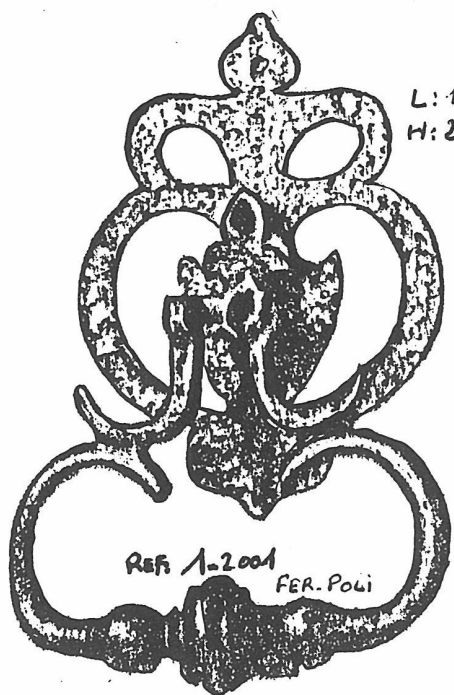


Judas de porte
N° 512
100 x 80 mm



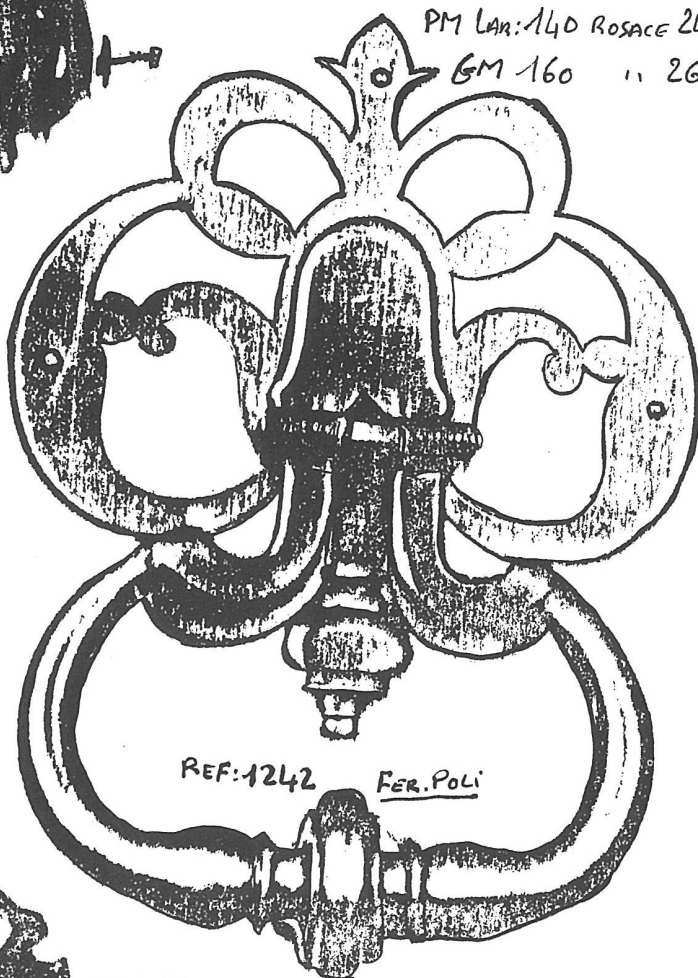
FER NOIR

MAIN
H 130%



L: 150%
H: 250%

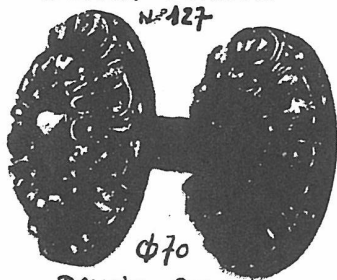
REF: 1-2004
FER. POLI



PM Lan: 140 ROSACE 240x160
GM 160 11 260x180


REF: 1242
FER. POLI

BOUTON TIRAGE
N°127




φ70

DALHIA F. NOIR




CLASSIC
FER - BRUT



PM 85x65
GM 130x110

SUDAS

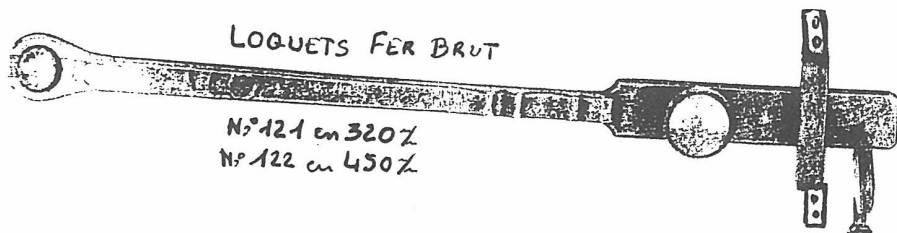


CHAINETTE A RALLONGE



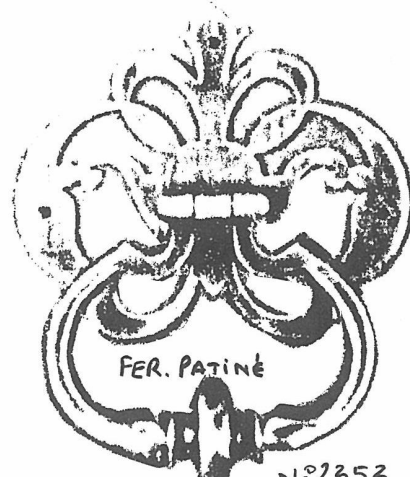
N°126

F. NOIR



LOQUETS FER BRUT

N°121 en 320%
N°122 en 450%



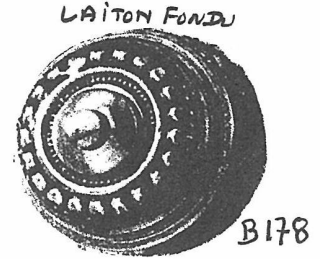
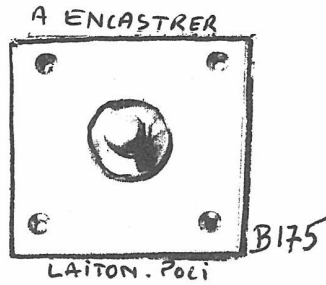
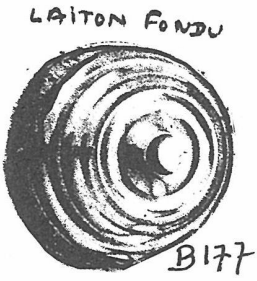
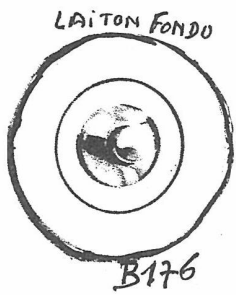
LARG: 130%
HAUT: 160%

FER. PATINE


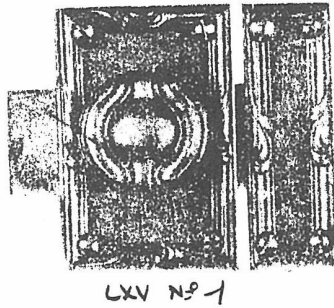

N°1252

MARBRES: NOIR. BLANC. BEIGE. ROSE
 BOUTONS DE SONNERIE VERT - ROUGE/BRIGUE
 MARBRE, STYLE $\phi 70\%$ B21

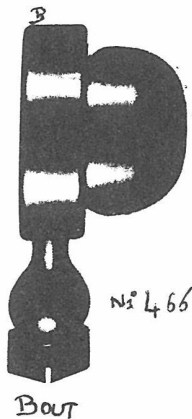
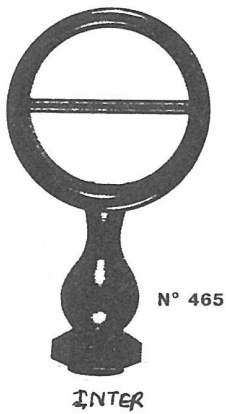
Type indévissable, décor or fin



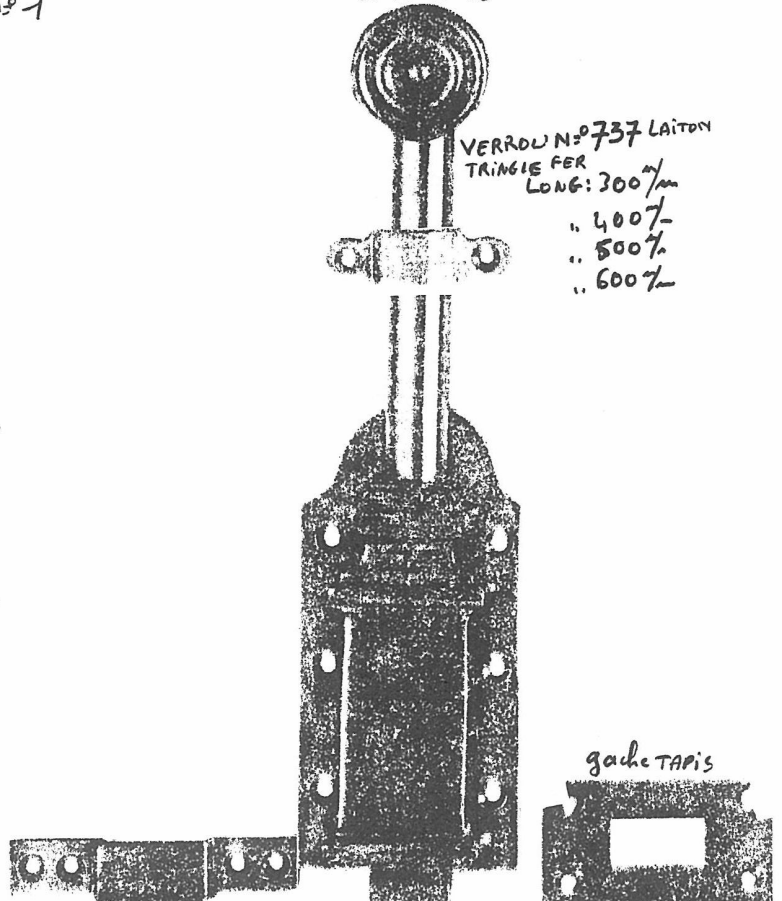
VERROU de SURETÉ
à CYLINDRE



PITONS MARINE
LAITON POLI




VERROU N° 737 LAITON
 TRIANGLE FER
 LONG: 300mm
 .. 400/-
 .. 500/-
 .. 600/-




SERRURES

HORIZONTALE




EMPIRE
SERRURE GACHE SIMPLE N° 3630
EXISTE EN VERTICALE

VERTICALE



LXV N° 3611


HORIZONTALE




SERRURE GACHE SIMPLE N° 3620 LXVI
EXISTE EN VERTICALE




SERRURE GACHE SIMPLE N° 3610 LXV
EXISTE EN VERTICALE



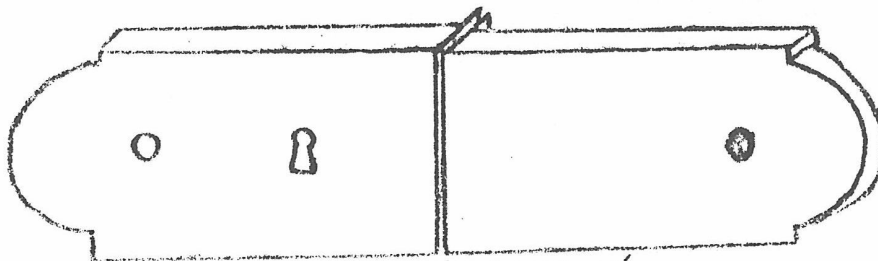
SERRURE GACHE SIMPLE N° 9
OU " REPETITION




SERRURE GACHE SIMPLE N° 1
OU " REPETITION



SERRURE GACHE REPETITION N° 13
OU " SIMPLE



CHAPEAU DE GENDARME FER BRUSSE
GACHE REPETITION




CHAPEAU GENDARME GACHE SIMPLE
FER BRUSSE

SERRURE HORIZONTALE
Gâche répétition
Décor Perle

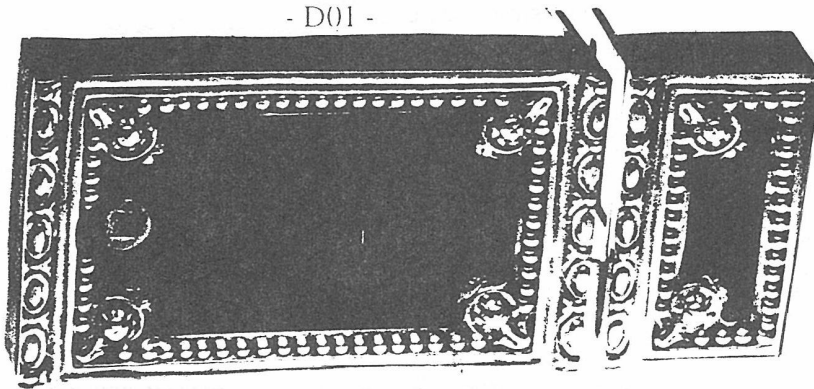
B22 Bis

- D02 -




SERRURE HORIZONTALE
Petite Gâche
Décor Perle

- D01 -




SERRURE HORIZONTALE
eston Rustique
Décor Perle
Petite Gâche


- D03 -



SERRURE HORIZONTALE
Gâche Répétition
Style Régence

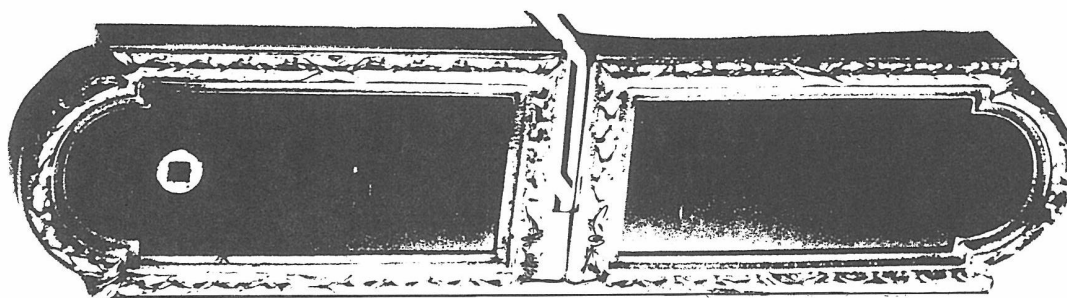
- D09 -






SERRURE HORIZONTALE
Petite Gâche
Style Louis XV

- D07 -



SERRURE HORIZONTALE
Gâche répétition
Style Louis XV


- D08 -



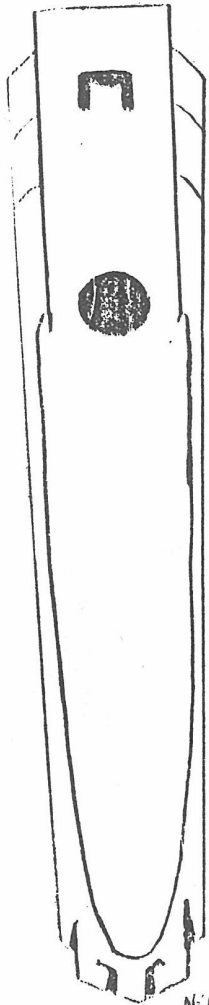
SERRURE VERTICALE
Gâche répétition
Style Louis XV

- D06 -

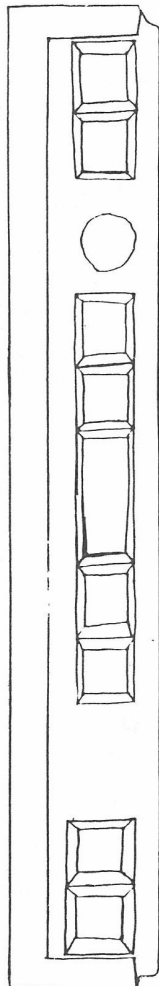
PLAQUES - BÉQUILLES - BOUTONS. 1930



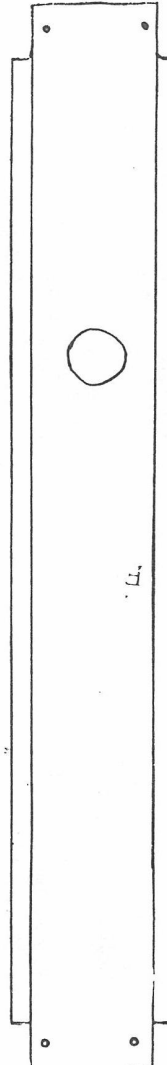
260 x 50 mm
N° 56




N° AL 104



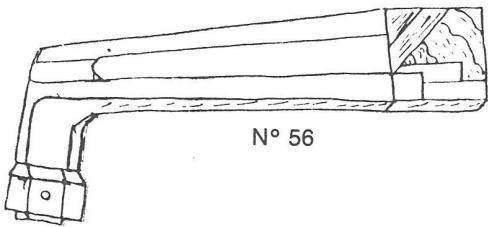
255 x 40 mm
N° 75



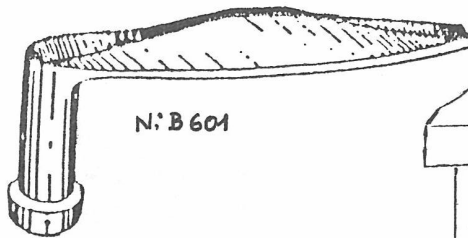
275 x 43 mm
N° 58



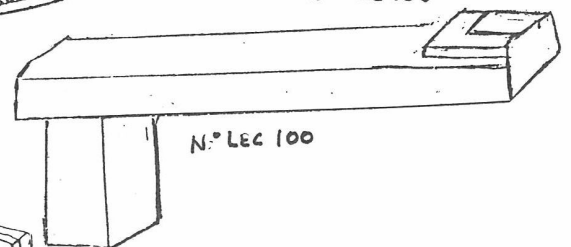
N° LEC 100



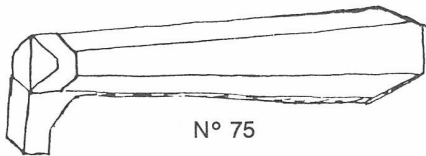
N° 56



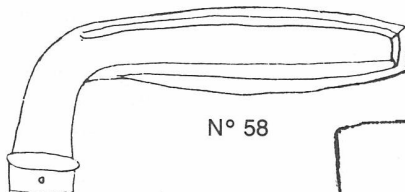
N° B 601



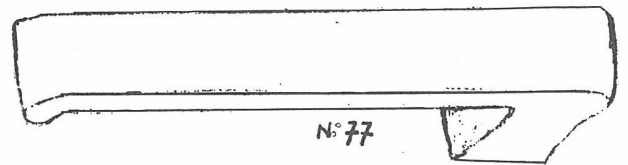
N° LEC 100



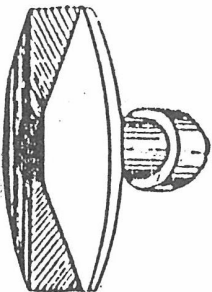
N° 75



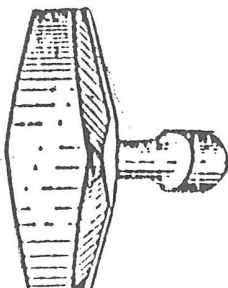
N° 58



N° 77

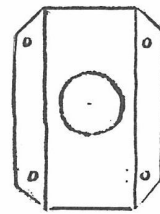


N° B 605

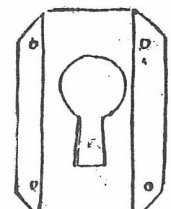


N° 20

N° 142



N° 134



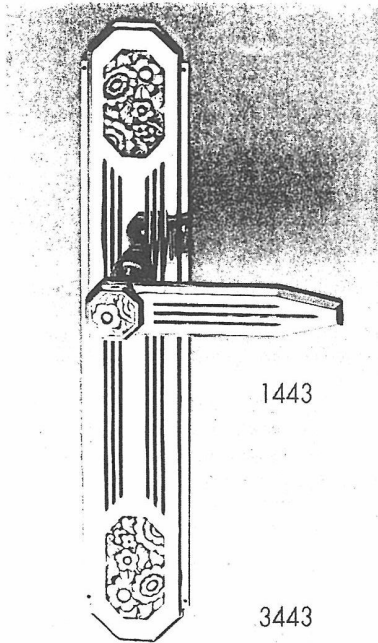
N° 135

BEQUILLE 1443 et 1444 laiton estampé, longueur 115 mm, saillie 48 mm

BEQUILLE 1450 laiton estampé, longueur 100 mm,

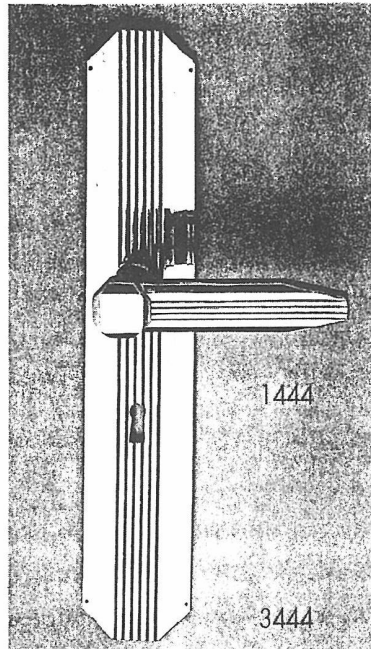
PLAQUE 3443, 3444 et 3460 laiton estampé, longueur 300 mm, largeur 50 mm

B24



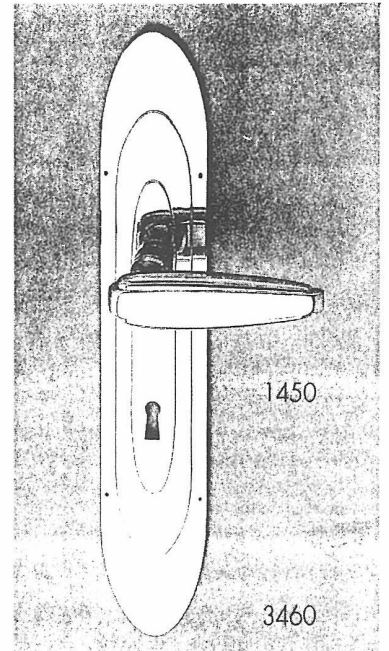
1443

3443



1444

3444




1450


3460

BOUTON 2443 et 2444 laiton estampé, longueur 70 mm, saillie 48 mm


BOUTON 2450 laiton estampé, longueur 65 mm,



2443




2444




2450

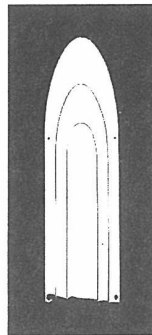
DEMI-PLAQUE laiton estampé, longueur 220 mm, largeur 60 mm



3143



3144




3146

ROSACE 3453 laiton estampé, longueur 45 mm largeur 28 mm

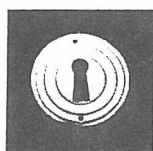
3453



ROSACE 3450 laiton estampé, diamètre 43 mm





3450



3450

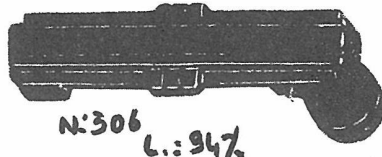
DECORS - POSSIBLE

Code 10	VERNI Or BRILLANT	Code 11	NICKEL BRILLANT
Code 12	VERNI Or SATINÉ	Code 13	NICKEL SATINÉ




N: 3946

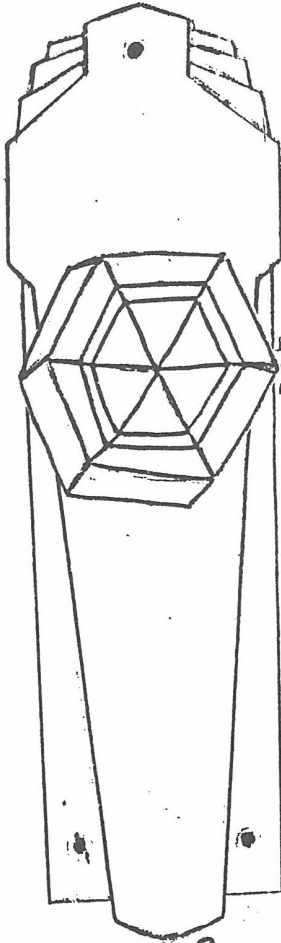
N: 3948



N: 306 L.: 94%

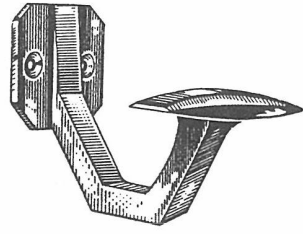


N: 326 LSOX 40%

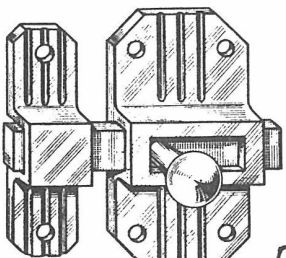


LEC: 102

LEC: 102 B

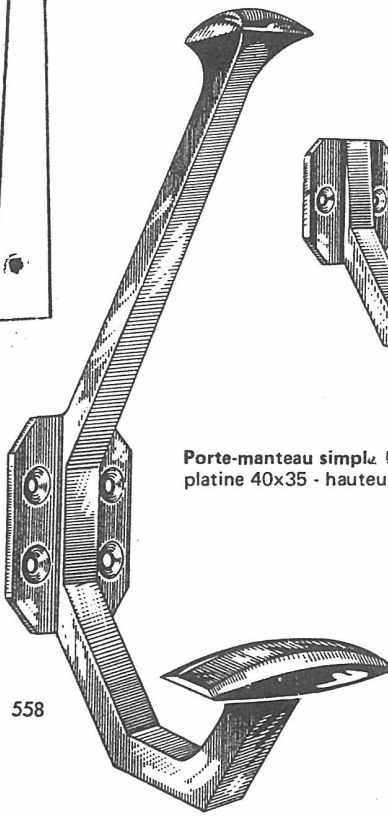


559



30B15

L.P
L.C.H



558

Porte-manteau simple LAITON, fondu
platine 40x35 - hauteur 60 - largeur 83

CREMONÉ
CR 32/BT2443

Les BOUTONS des PAGES 23 et 24
PEUVENT ÊTRE MONTÉS

Porte-manteau doublé LAITON, fondu
platine 50x27 - hauteur 100 - largeur 83

CRISTAL DE FRANCE

La composition du cristal varie légèrement suivant les cristalleries et la proportion d'oxyde de plomb en augmente la limpidité, la densité, la sonorité et l'éclat.

Pour mériter l'appellation « CRISTAL » l'indice de réfraction doit être supérieur à 1,545 avec une teneur minimum d'oxyde de plomb de 24%.

Le travail à froid exige du tailleur une habileté et une très grande précision de geste. La taille met en valeur l'éclat de la matière en lui apportant tous les jeux de lumière possible grâce aux facettes, biseaux, diamants...

Fédération des Cristalleries et Verreries à la main

TOUS NOS ARTICLES SONT ENTIEREMENT TAILLES A LA MAIN.

Fabrication Française

Modèles déposés

FRENCH CRYSTAL

The composition of crystal varies slightly with every glasswork manufacturer, the proportion of lead monoxide increases the clearness, the sonority, the density and the sparkle.

In order to deserve the name « CRYSTAL », the refraction rating must be over 1,545 with a minimum content of lead monoxide of 24%.

The « cold work » of a crystal cutter requires skillfulness and high precision. The cutting brings out the sparkle of the material thus enhancing every possible light effect through the facets, bevels and diamonds...

Federation of handmade crystal and glass work

ALL OUR ITEMS ARE ENTIRELY HANDMADE


Made in France

Registered trademark

SERRURERIE DECORATIVE CRISTAL • *DECORATIVE LOCKSMITH CRYSTAL*



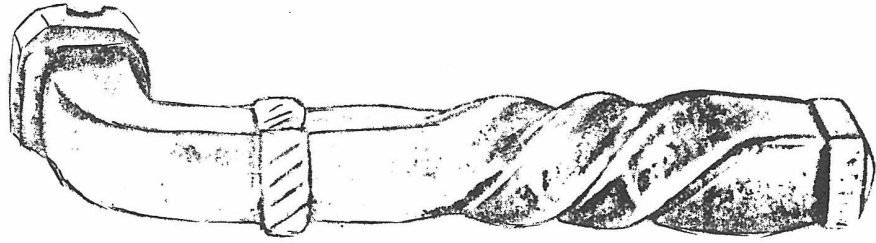
Réf.	101	201	205	105	305	110	310	210	313	113	213
------	-----	-----	-----	-----	-----	-----	-----	-----	-----	-----	-----




Réf.	214	114	314	218	118	318	216	116	316	115	215
------	-----	-----	-----	-----	-----	-----	-----	-----	-----	-----	-----



Réf.	311	111	211	312	112	212	121	221	310	119	210
------	-----	-----	-----	-----	-----	-----	-----	-----	-----	-----	-----



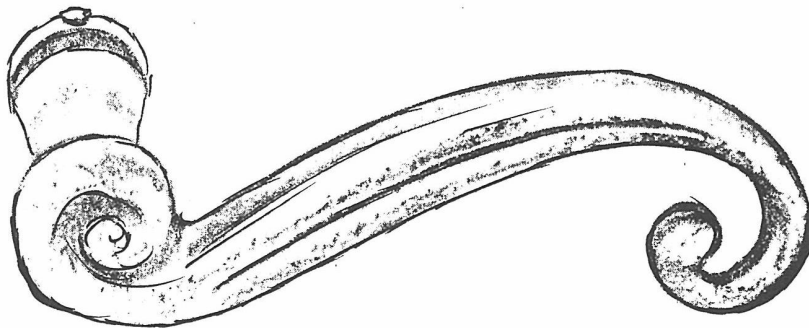
BE 251 13



BE 1210 ⑤ ⑦ ③



BE 259 13



BE 261 1 3 ⑤ 7

Ces 4 chiffres cerclés indiquent que l'article se fait en NOIR

①

FER POLI VERNI

③


LAITON MASSIF

⑤

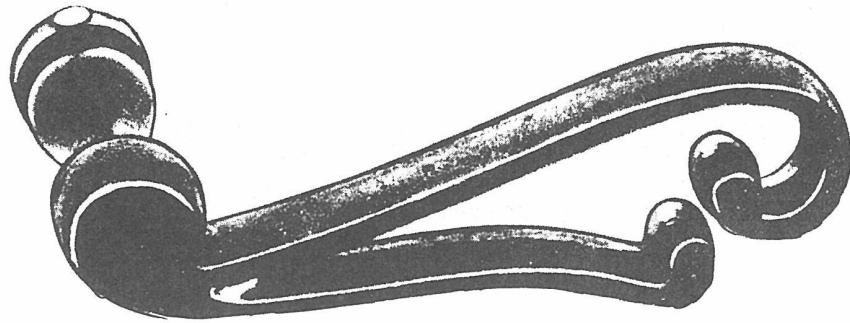
LAITON VIEILLI

⑦

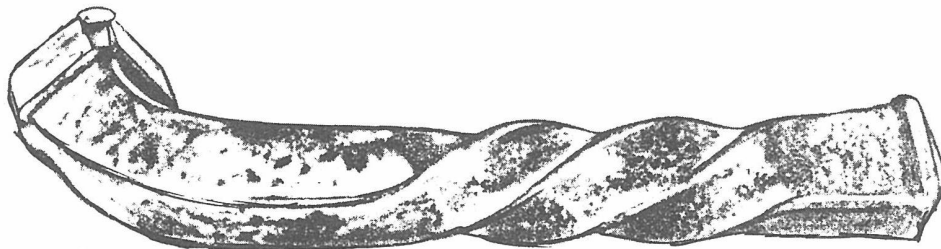
Echelle 1/1
approximativement



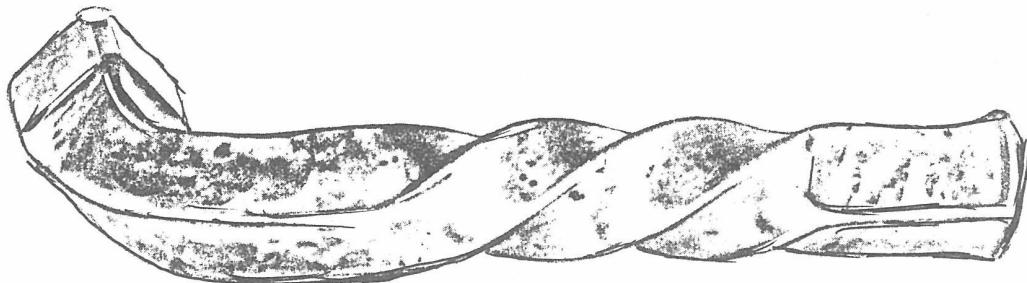
BE 263 ①③⑤⑦



BE 265 ①③



BE 267 ①③⑤⑦

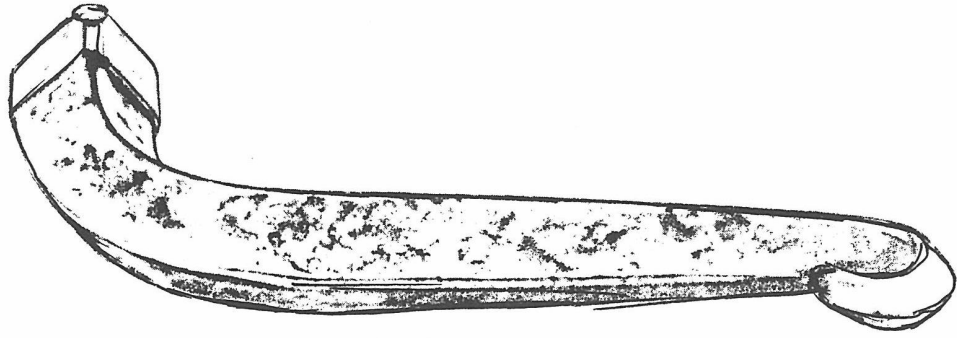


BE 267 bis ①③⑤⑦


Ces 4 chiffres circlés indiquent que l'article se fait en NOIR

- ①
- ③ FER. POLI VERNI
- ⑤ LAITON MASSIF
- ⑦ LAITON VIEILLI

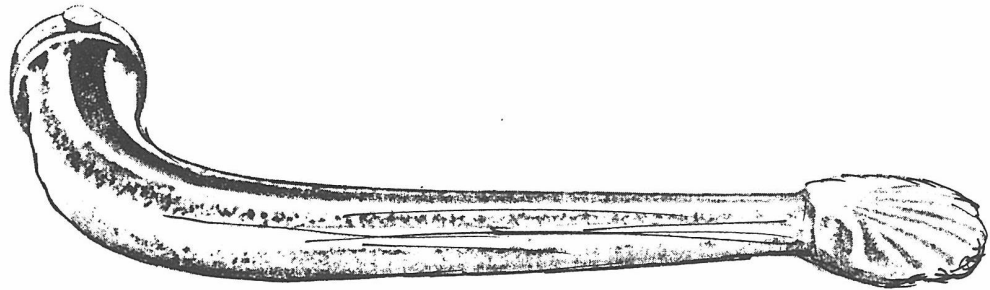
Echelle 1/1
approximativement



BE 269 1 3 5 7



BE 271 1 3 5 7



BE 275 1 3 5 7



BE 277 lisse 1 3 5 7 BE 277 bis martelé 1 3 5 7



BE 277 ter 1 3 5 7

Ces 4 chiffres cerclés indiquent que l'article se fait en NOIR

①

FER. POLI VERNI

③

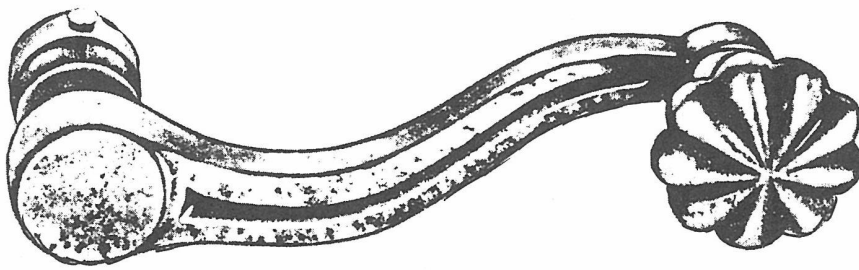
LAITON MASSIF

⑤

LAITON VIEILLI

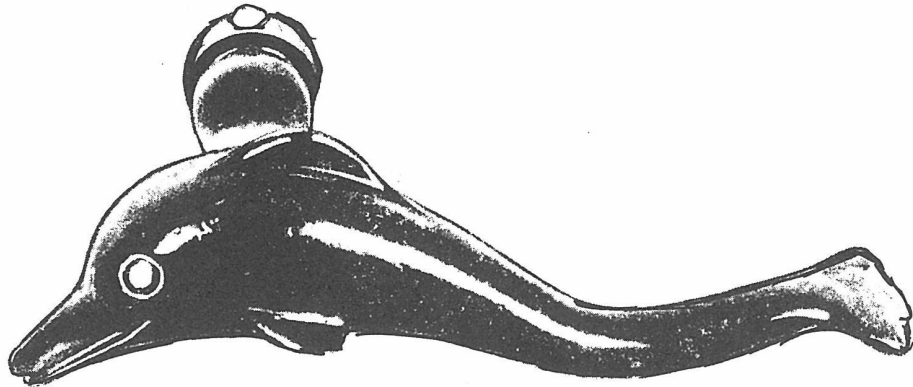
⑦

Echelle 1/1
approximativement




BE 279 ①③⑥⑦

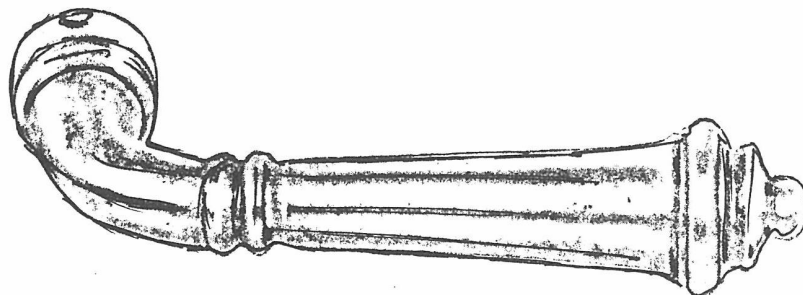
BT 279 ①③⑤⑦




BE 281 ①③⑤⑦



BE 285 ①③



BE 287 ①③⑤⑦



BE 289 ①③⑤⑦

Ces 4 chiffres circlés indiquent que l'article se fait en NOIR

FER. POLI VERNI

LAITON MASSIF

LAITON VIEILLI

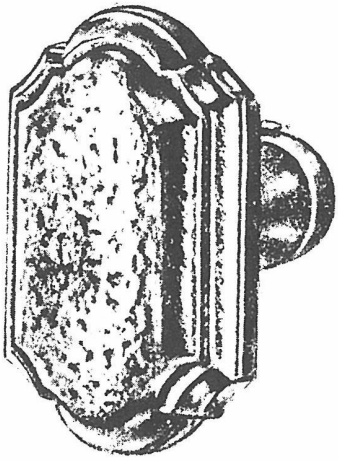
①

③


⑤

⑦


Echelle 1/1
approximativement



BT 258 ①③⑤⑦



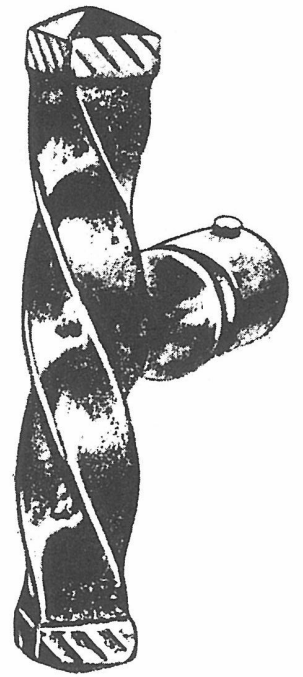
BT 258 bis ①③⑤⑦




BT 250 ①③




BT 262 ①③⑤⑦



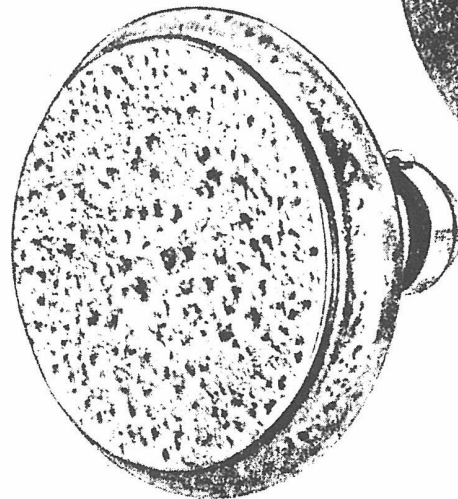
BT 252 ①③⑤⑦




BT 266 ①③⑤⑦



BT 286 ①③⑤⑦



BT 265 ①③



BT 278 ①③⑤⑦

Ces 4 chiffres cirés indiquent que l'article se fait en NOIR

Echelle 1/1
approximativement

FER. POLI VERNI

LAITON MASSIF

LAITON VIEILLI

①


③

⑤


⑦

BOUTONS SIMPLES, JUDAS


G 6




BT 254 ①③⑤⑦



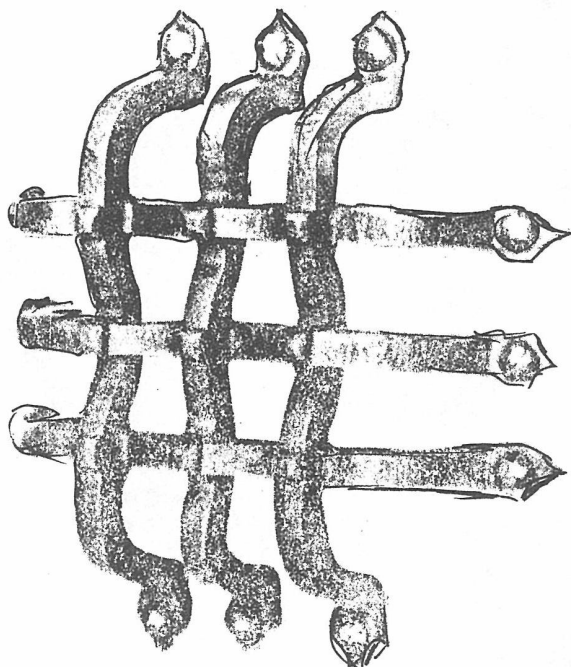
BT 264 ①③



BT 256 ①③

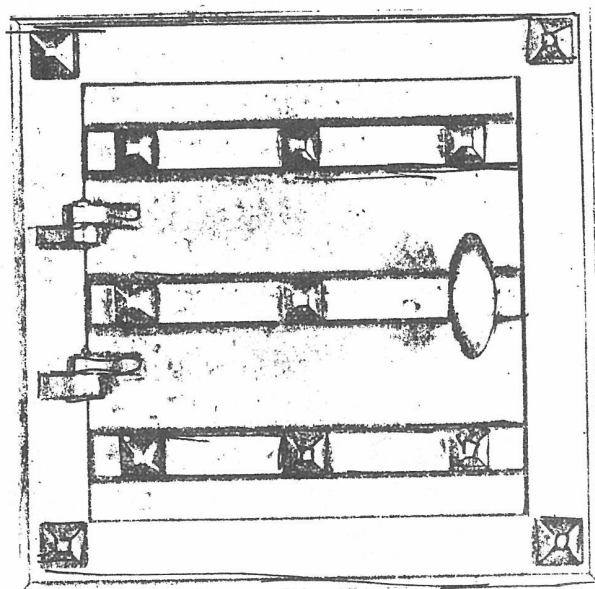


Réf. BT 1014
H : 75 mm
Finitions ①③⑤⑦



JUDAS ①③⑤⑦

Echelle 1/2
approximativement



PORTE DE JUDAS ①③⑤⑦

Ces 4 chiffres cerclés indiquent que l'article se fait en NOIR

①

FER. POLI VERNI

③

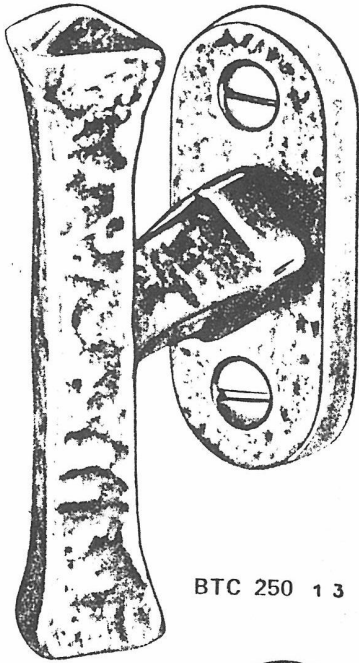
Echelle 1/1
approximativement

LAITON MASSIF

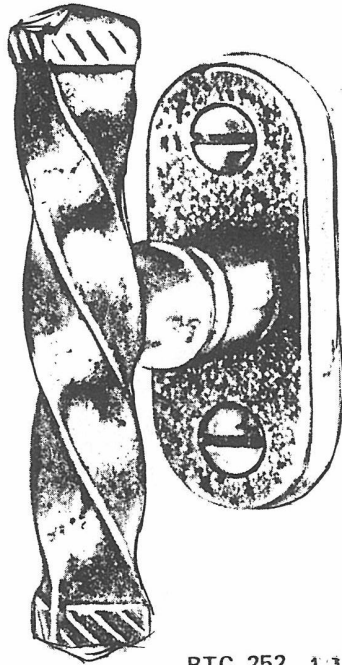
⑤

LAITON VIEILLI

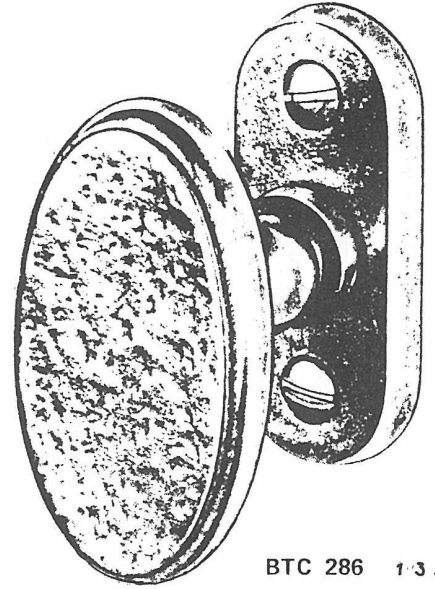
⑦



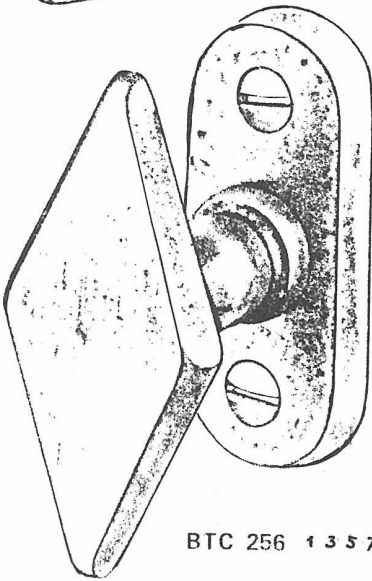
BTC 250 1 3



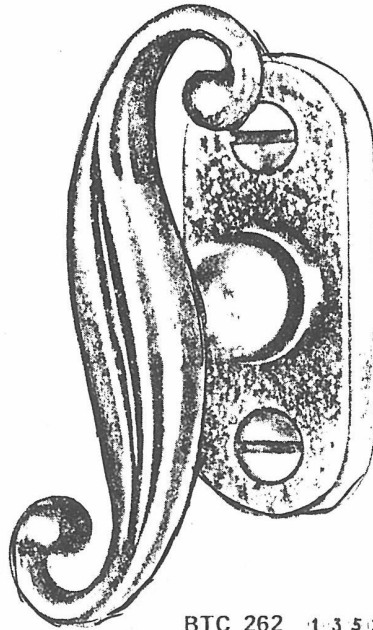
BTC 252 1 3 5 7



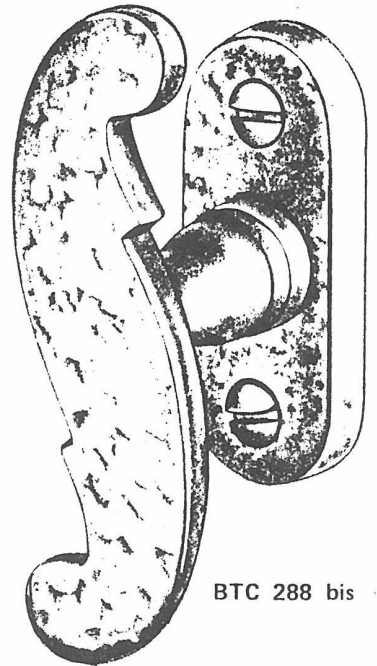
BTC 286 1 3 5 7



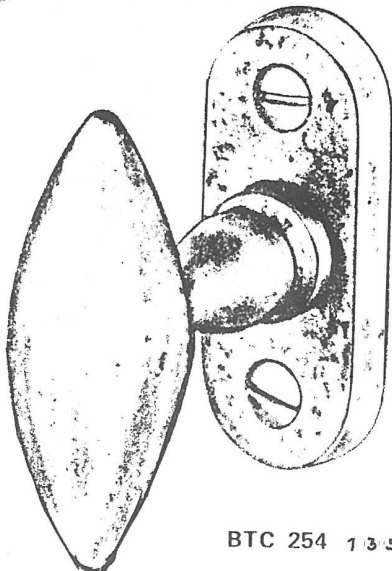
BTC 256 1 3 5 7



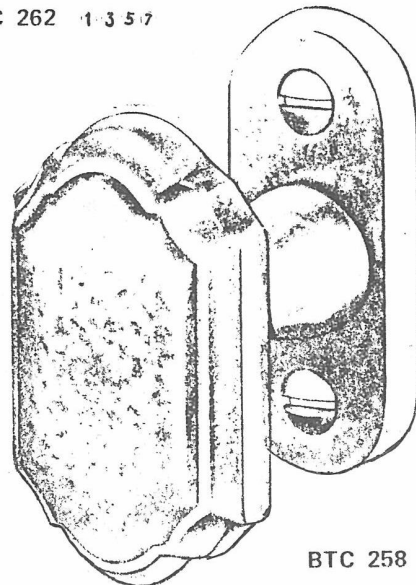
BTC 262 1 3 5 7



BTC 288 bis 1 3 5 7



BTC 254 1 3 5 7



BTC 258 1 3 5 7

Ces 4 chiffres cerclés indiquent que l'article se fait en NOIR

FER POLI VERNI

LAITON MASSIF

LAITON VIEILLI


①

③

⑤

⑦


Echelle 1/1
approximativement




H 7 135



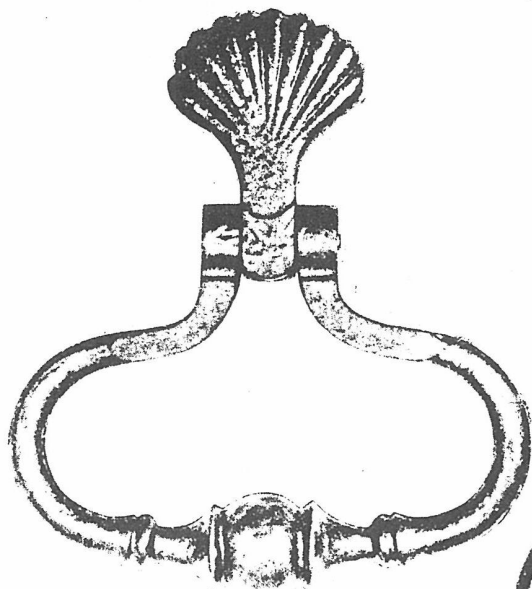
H 5 13




H 15 13/5/7




H 19 13



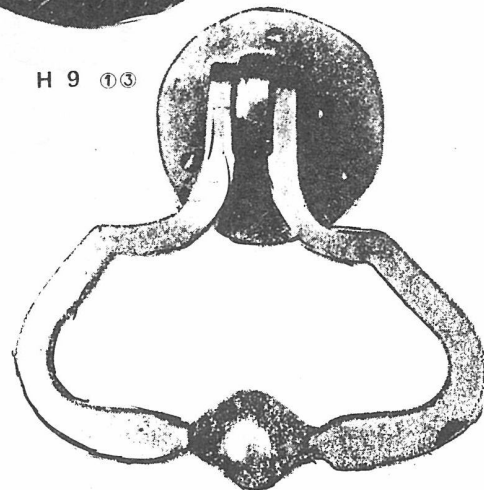
H 17 13/5/7



H 3 13/5/7



H 9 13



H 11 13/5/7

Ces 4 chiffres cerclés indiquent que l'article se fait en NOIR

FER. POLI VERNI

LAITON MASSIF

LAITON VIEILLI

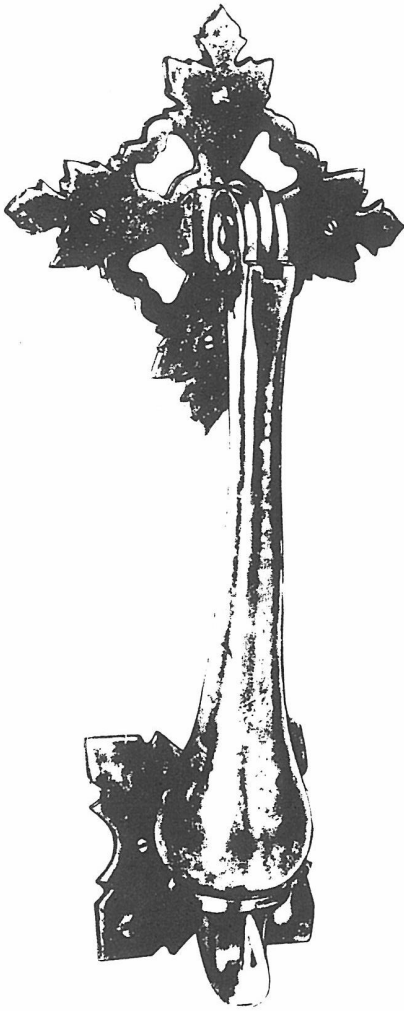
Echelle 1/2
approximativement

①

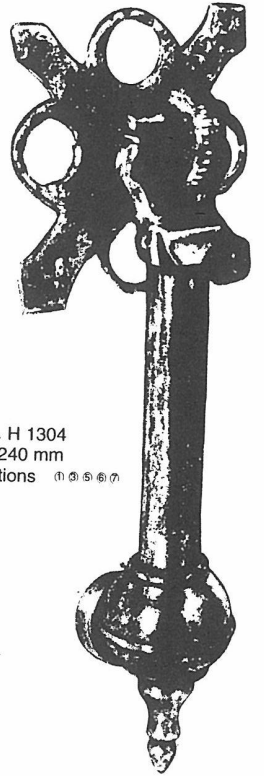
③

⑤


⑦




Réf. H 1301
H : 275 mm
Finitions ①②③④⑤⑥⑦



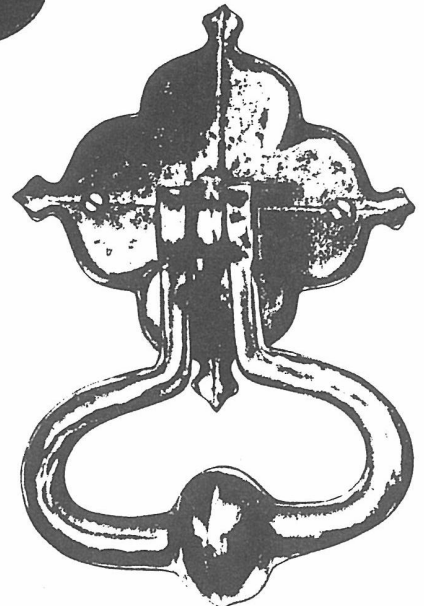
Réf. H 1304
H : 240 mm
Finitions ①②③④⑤⑥⑦



Réf. H 1300
H : 245 mm
Finitions ①②③④⑤⑥⑦




Réf. H 1303
H : 200mm
Finitions ①②③④⑤⑥⑦




Réf. H 1302
H : 130 mm
Finitions ①②③④⑤⑥⑦

PLAQUES

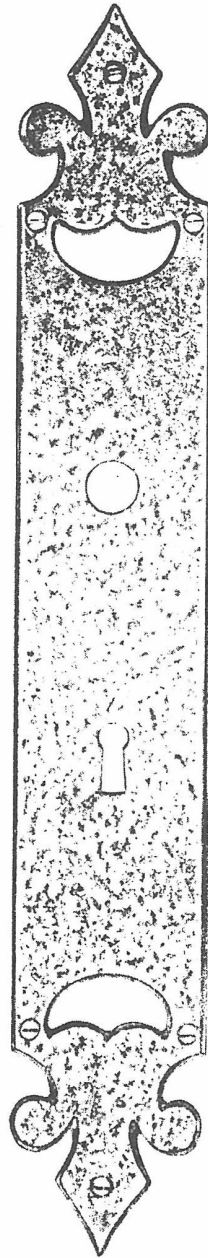
G9



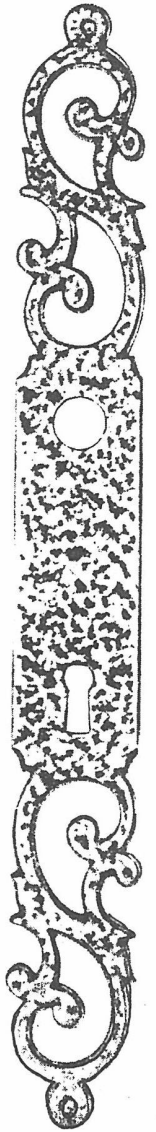
PE 335 ①③⑤⑦




PE 315 ①③⑤⑦
D ou G




PE 349 ①③⑤⑦




PE 323 ①③⑤⑦



PE 335 ter ①③⑤⑦



PE 321 ①③⑤⑦



PE 357 ①③⑤⑦

Ces 4 chiffres cerclés indiquent que l'article se fait en NOIR

FER. POLI VERNI ③


LAITON MASSIF ⑤

LAITON VIEILLI ⑦

Echelle 1/2
approximativement



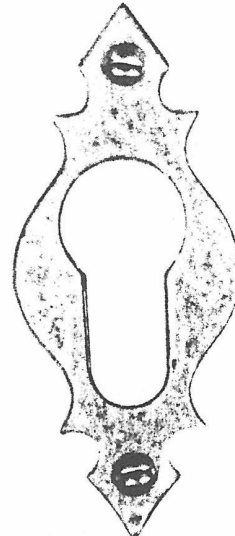
Réf. PE 1603
H : 260 mmx27 mm
Finitions ①③⑤⑥⑦




Réf. E 1100
H : 70 mm
Finitions ①③⑤⑥⑦




Réf. PE 1604
H : 240 mmx27 mm
Finitions ①③⑤⑥⑦



Réf. E 1101
H : 75 mm
Finitions ①③⑤⑥⑦




Réf. PE 1602
Martelé- ou - Lisse -
H : 215 mmx27 mm
Finitions ①③⑤⑥⑦

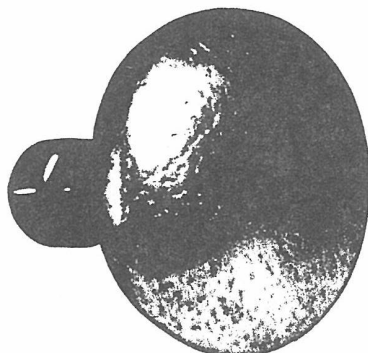


E 90 ①③⑤⑦
Ø 50 mm


BOUTONS DE TIRAGE



Réf. BT 275
H : 85 mm
Finitions ①③⑤⑥⑦



Réf. BT 278
Martelé -
H : 75 mm




Rosace 1504
martelée Ø55
Finitions ⑤⑦



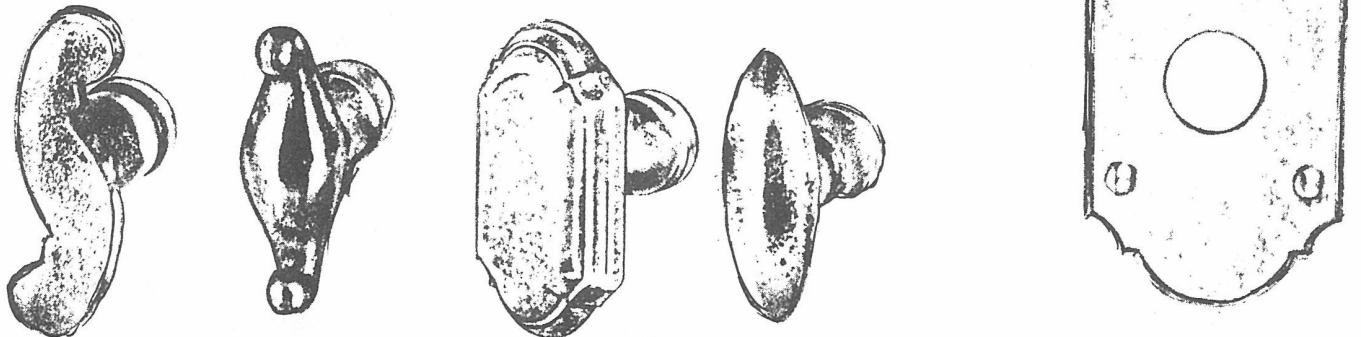
Rosace 1502
lisse Ø45
Finitions ⑤⑦⑨



Rosace 1500
martelée Ø35
Finitions ⑤⑦



BOUTONS DE CONDAMNATION




BT 298 ①③⑤⑦

BT 296 ①③⑤⑦

BT 258 ter ①③⑤⑦

BT 300 ①③⑤⑦

E 48 ①③⑤⑦



E 62 ①③⑤⑦

Ces 4 chiffres cerclés indiquent que l'article se fait en NOIR

FER POLI VERNI

LAITON MASSIF

LAITON VIEILLI

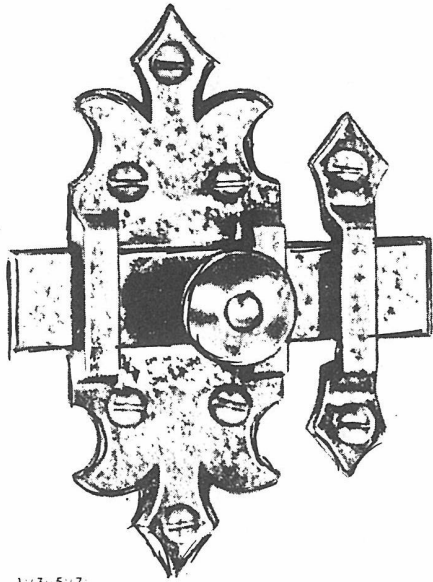
Echelle 1/1
approximativement

①


③

⑤

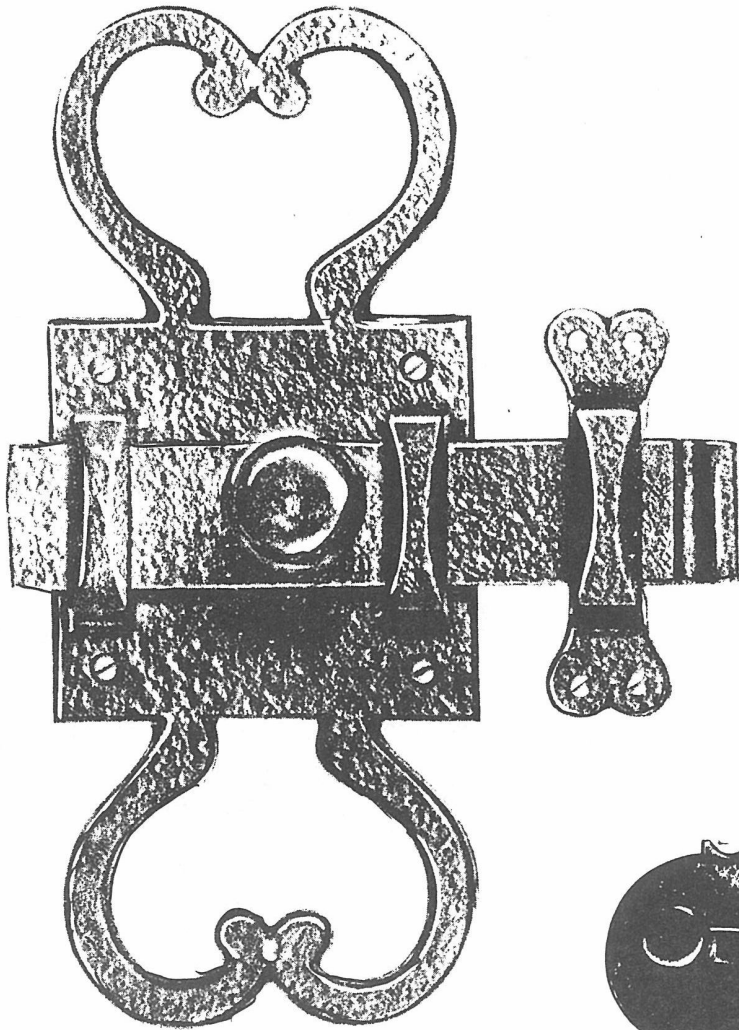
⑦



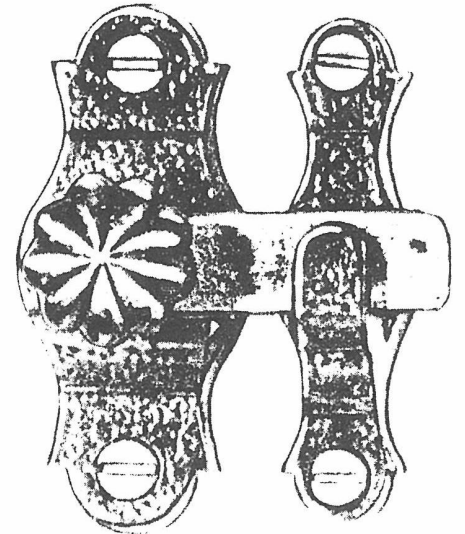
T 213 ①③⑤⑦



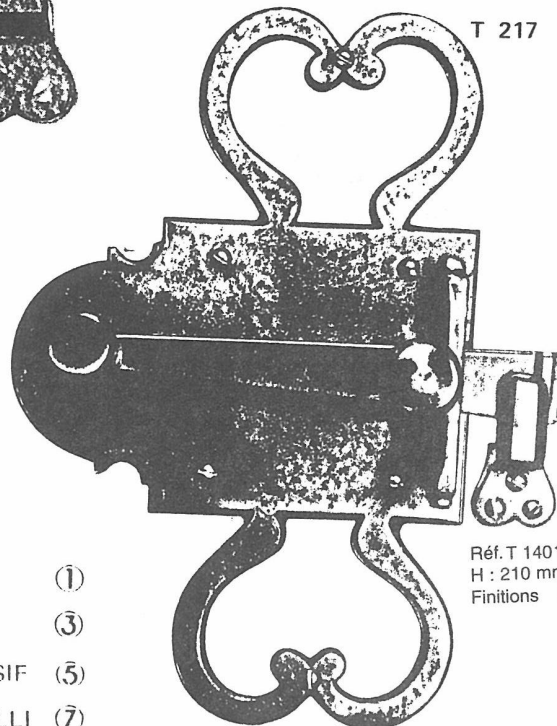
T 219 ①③⑤⑦



T 215 ①③⑤ Hauteur 205
Largeur 85



T 217 ①③⑤⑦

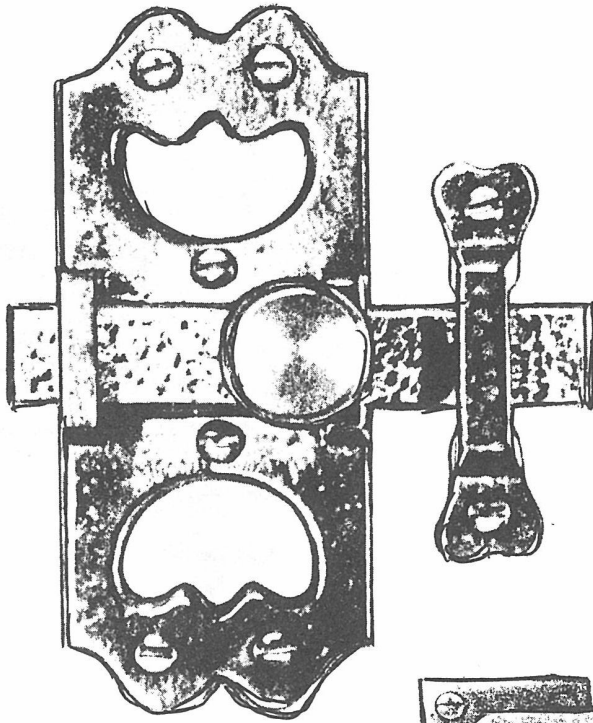


Réf. T 1401
H : 210 mm
Finitions ①③⑤⑦

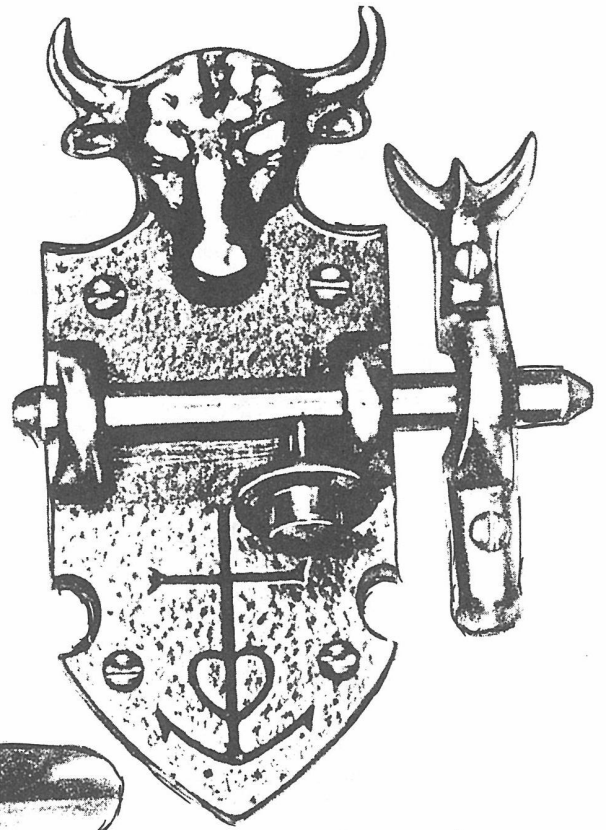
Ces 4 chiffres cerclés indiquent que l'article se fait en NOIR

- ① FER. POLI VERNI
- ③ LAITON MASSIF
- ⑤ LAITON VIEILLI
- ⑦

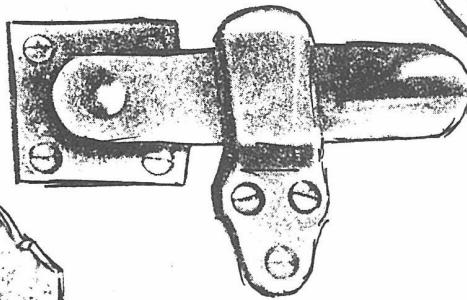
Echelle 1/1
approximativement



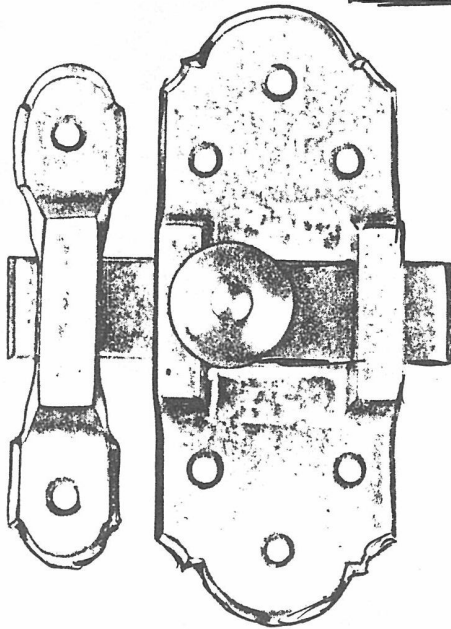
T 205 1-3



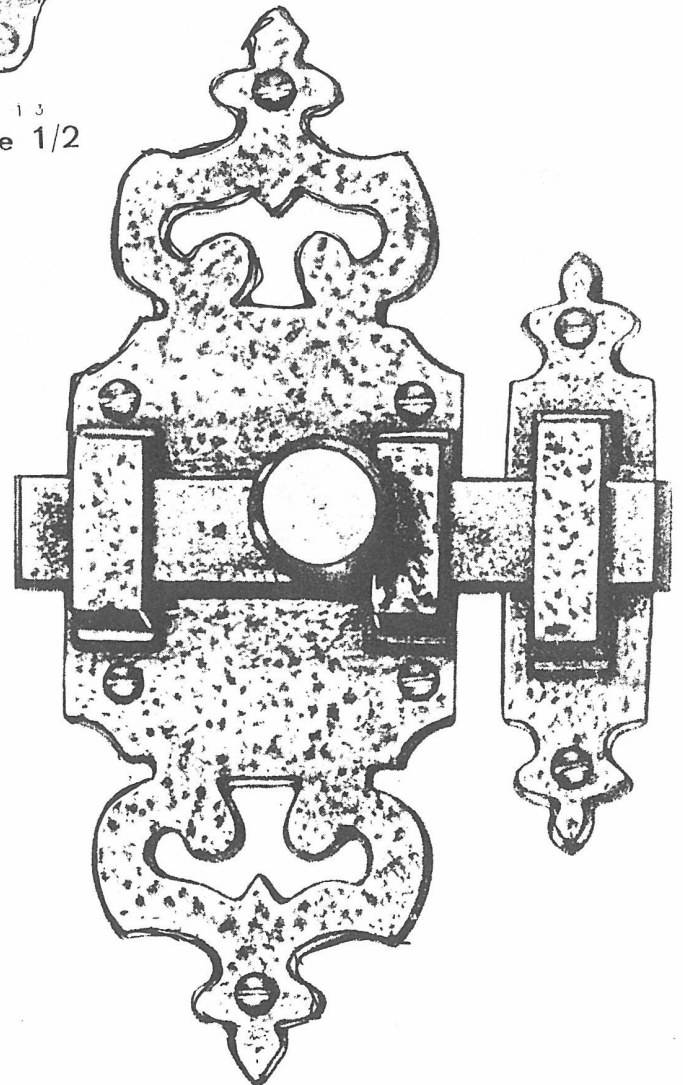
T 211 1-3



LP 13
Echelle 1/2



T 201 1 3 5 7



T 209 1)3)5)7

Les 4 chiffres cerclés indiquent que l'article se fait en NOIR

FER POLI VERNI

LAITON MASSIF


LAITON VIEILLI

- ①
- ③
- ⑤
- ⑦

Echelle 1/1
approximativement

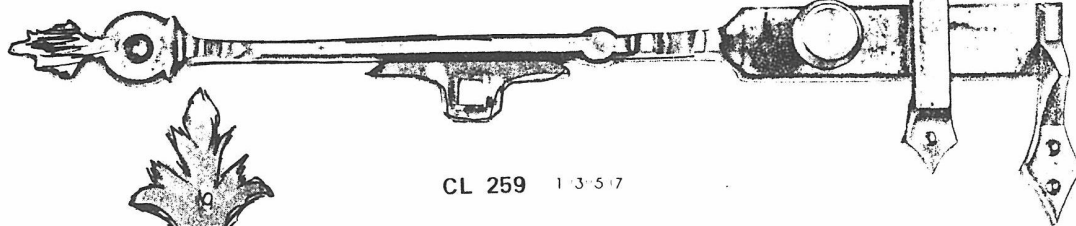
CLENCHES - VEROUS

G 13

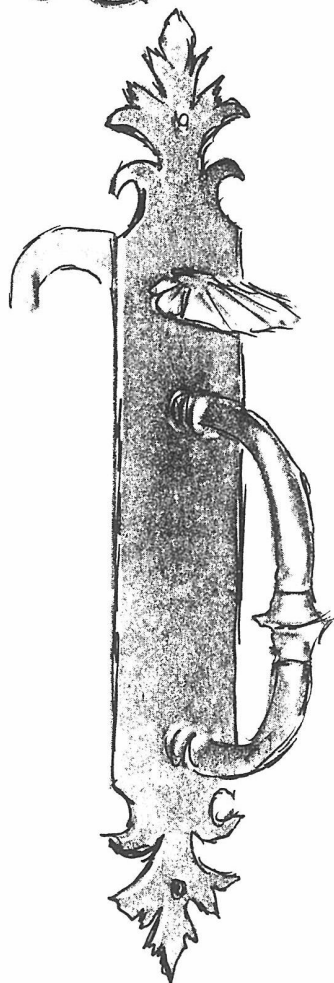


CL 255 1 3 5 7

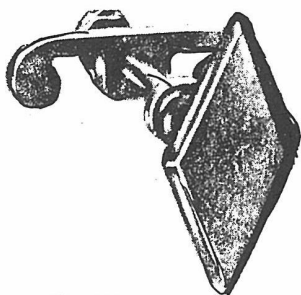
CRÉMONE



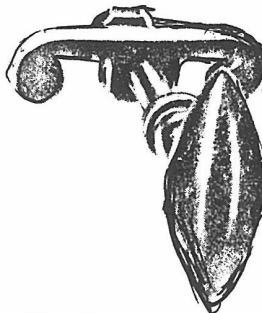
CL 259 1 3 5 7



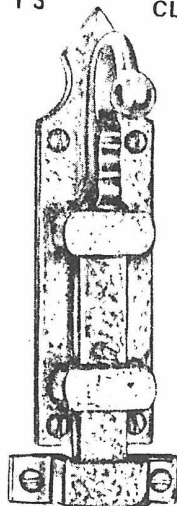
CLP 257
1 3 5 7



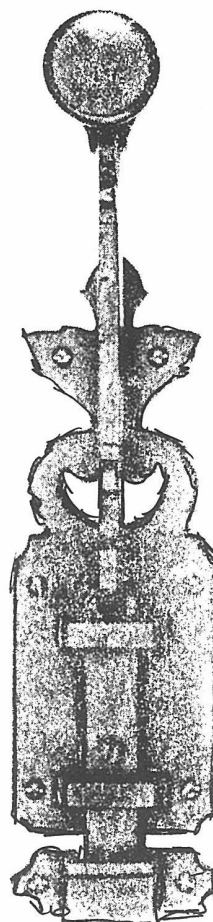
CL 256 bis 1 3



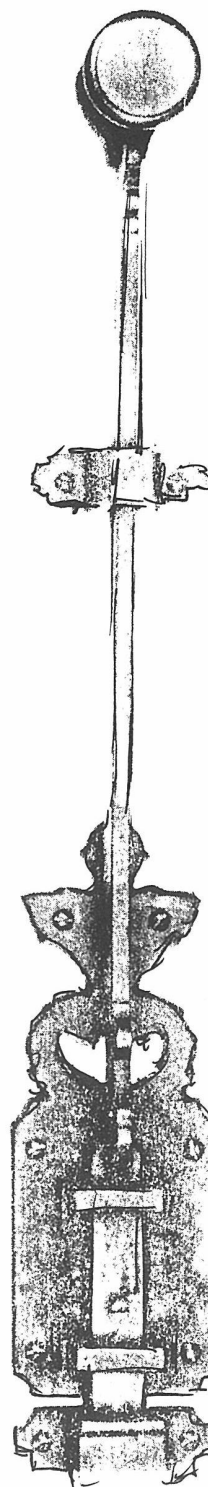
CL 254 bis 1 3 5 7



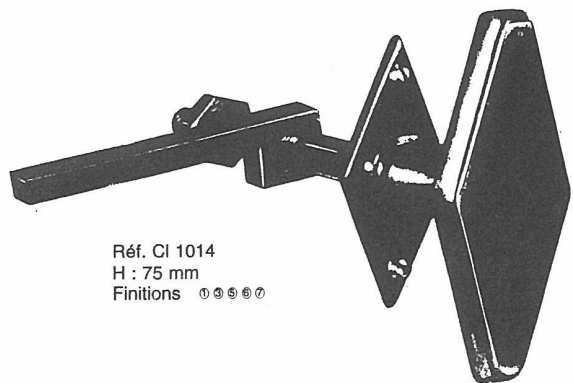


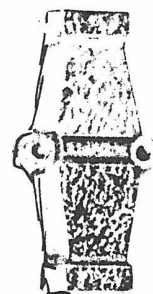
V 3 1 3



V 5 1 3 5 7



V 7 1 3 5 7



Réf. CI 1014
H : 75 mm
Finitions 000000

Ces 4 chiffres encadrés indiquent que l'article se fait en NOIR

(1)

FER. POLI VERNI

(3)

LAITON MASSIF

(5)

LAITON VIEUX

(7)

Echelle 1/2
approximativement

